



3G-1PMZSL-D

1.5" ZOIE PENDANT SLOT
DIRECT



Narrow 1.5" aperture with one piece extruded aluminum housing
High performance, mini downlights delivering up to 1250 lumens per foot
Available in individual or continuous runs
Features matte black or matte white multi-faceted louvers
Regressed LED source with enhanced glare control, UGR <16
100-1% dimming range standard with integral drivers

ORDERING INFORMATION

PROJECT:	<input type="text"/>	TYPE:	<input type="text"/>
CATALOG #:	<input type="text"/>	DATE:	<input type="text"/>

CAT. NO	LUMEN OUTPUT *	CRI	COLOR TEMP	BEAM ANGLE	VOLTAGE
3G-1PMZSL-D	D250 - 250LM/FT	H90 - 90+ CRI	27K - 2700K	15D - 15°	UNV - 120/227V 120 - 120V
	D500 - 500LM/FT		30K - 3000K	35D - 35°	
	D750 - 750LM/FT		35K - 3500K	55D - 55°	
	D1000 - 1000LM/FT		40K - 4000K		
	D1250 - 1250LM/FT				
* Delivered Lumens					
DRIVER		HOUSING FINISH	LOUVER FINISH	CABLE LENGTH	OPTIONS
DIM - 0-10V (100-1%)		BK - BLACK WH - WHITE SV - SILVER	BLV - BLACK WLV - WHITE	60 - 60" 120 - 120"	EMC - EMERGENCY CIRCUIT
LE - PHASE DIM (TRIAC/ELV, 100-1%) ¹					
DO1 - 0-10V (100-1%)					
DALI - DALI (100-1%) ²					
DHL2 - LUTRON HI-LUME (1% ECOSYSTEM)					
RUN TYPE					
S - ____' (STRAIGHT RUN)					
* Individual units available from 2' to 8' Continuous runs available in 1' increments only					

¹ Forward Phase/Reverse Phase driver available in 120V only

² DALI-2 (Type 6) provided as standard. Please consult factory for DALI (Type 8) options

JUNE 7, 2023

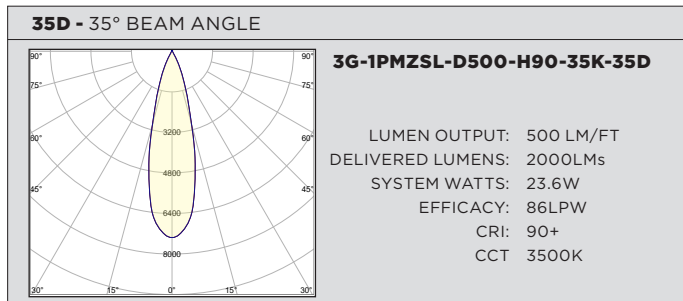
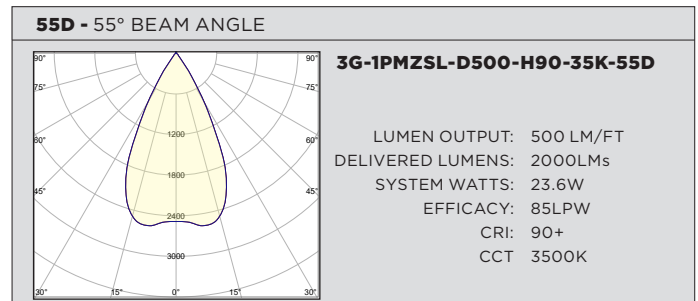
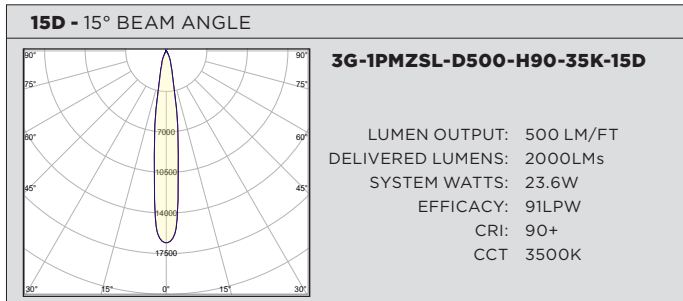


PERFORMANCE CHART BASED ON 35°, 90+ CRI AND 3500K SOURCE

FIXTURE LENGTH	DELIVERED LUMENS (LM/FT)	SYSTEM WATTS (W/FT)	EFFICACY (LPW)
4' - ZOIE DIRECT	250	3.0	85
	500	5.9	86
	750	8.7	89
	1000	11.4	90
	1250	13.9	91

LUMEN OUTPUT ADJUSTMENT FACTORS	CCT	Multiplier
	2700K	0.93
	3000K	0.96
	3500K	1.00
	4000K	1.02

PHOTOMETRY BASED ON 4' LENGTH, 90+ CRI AND 3500K SOURCE



TECHNICAL**HOUSING**

Extruded aluminum housing with 1.5" aperture
Die cast aluminum endcaps add 1/4" to each end of luminaire
24-gauge LED reflector with high reflectance white powder coated finish
Standard polyester powder coated finishes include matte white, black, and silver
Matte black and matte white faceted louver finishes

ZOIE DIRECT OPTICS

1" apertures with matte black or matte white multi-faceted louvers
Regressed LED source for enhanced glare control
Proprietary polycarbonate multi-faceted reflectors available in 15°, 35° and 55°
UGR <16

ELECTRICAL

Luminaires are pre-wired with factory installed quick connects and branch circuit wiring
Standard 0-10V, constant current drivers with 100-1% dimming range and >0.9 power factor
120V Forward Phase/Reverse Phase driver option with 100-1% dimming range
Standard 120/277V universal voltage with several driver options
All drivers are integral and easily accessible through luminaire aperture

ZOIE DIRECT LED SYSTEM

Osram LED source
Color consistency <2 SDCM
Standard 90+ CRI
Available in 27K, 30K, 35K, and 40K
L90 >60,000 hours
5 year warranty

MOUNTING

Toolless installation with 3G's proprietary mounting system
Internal, toolless joiner system (latch and hook) easily connects multiple sections together
Adjustable aircraft cable suspension with locking fasteners (60" length standard)
Standard, 18-gauge, 5 conductor single circuit power feed (clear braided finish)
All mounting canopies provided in white finish as standard
Suitable for various architectural ceilings (see mounting details)
Fixture weight: +/- 3 lbs/ft


LISTING

ETL listed and conforms to UL1598 standard. Certified to CSA22.2 No.250.0. Rated for indoor locations


WARRANTY

5 Year Warranty on LED and drivers

DRAWINGS AND DIMENSIONS



BEAM ANGLE



MOUNTING DETAILS

