


# 3G LIGHTING

## 3G-WIN3

3 LIGHT MADISON INFORMA  
WALL MOUNTED

Extruded aluminum frame with fabricated mitered corners  
Standard clear etched and black etched anodized finishes  
Machined aluminum double gimbal. Adjustable and lockable  
Solid aluminum support arm. Adjustable and lockable  
Regressed LED source for enhanced glare control  
Lumen range up to 4000lm (80+, 90+, and 97+ CRI options)  
1% dimming standard with several integral driver options



<b>PROJECT:</b>		<b>TYPE:</b>	
<b>CATALOG#:</b>		<b>DATE:</b>	<b>QTY:</b>

CAT. NO	LUMEN OUTPUT	CRI	COLOR TEMP	BEAM ANGLE	VOLTAGE
<b>3G-WIN3</b>	<b>10</b> - 1000 LUMENS <b>15</b> - 1500 LUMENS <b>22</b> - 2200 LUMENS <b>30</b> - 3000 LUMENS <b>40</b> - 4000 LUMENS	<b>S80</b> - 80+ CRI <sup>1</sup> <b>H90</b> - 90+ CRI <b>H97</b> - 97+ CRI <sup>1</sup>	<b>27K</b> - 2700K <b>30K</b> - 3000K <b>35K</b> - 3500K <b>40K</b> - 4000K	<b>10D</b> - 10° <sup>2</sup> <b>20D</b> - 20° <b>40D</b> - 40° <b>60D</b> - 60° <b>90D</b> - 90° * <small>*90D reflector supplied standard with lens</small>	<b>UNV</b> - 120/277V <b>120</b> - 120V <b>347</b> - 347V <sup>3</sup>

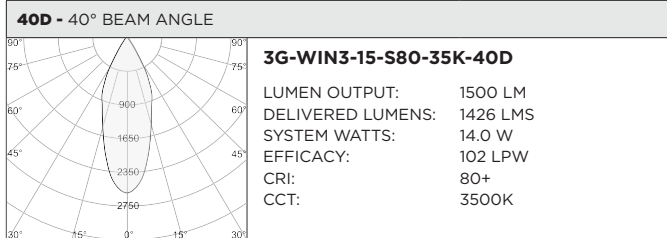
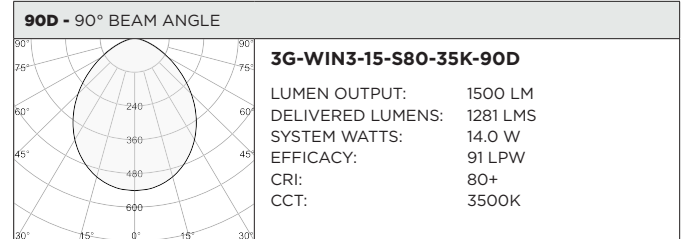
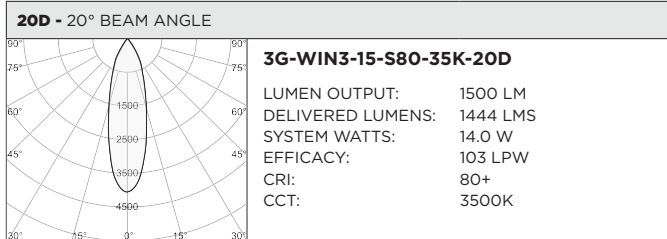
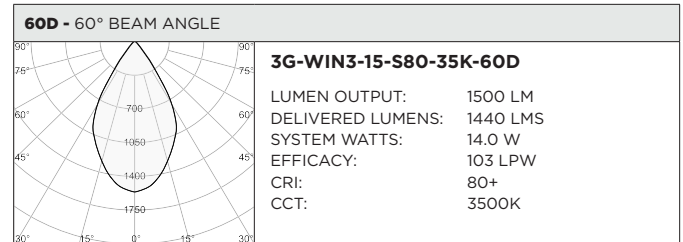
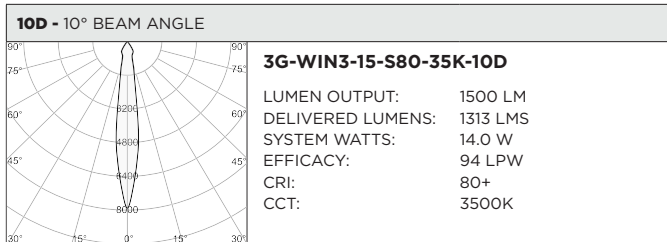
DRIVER	GIMBAL FINISH	HOUSING	OPTIONS
<b>DIM</b> - 0-10V (100-1%) <b>LE</b> - PHASE DIM <sup>4</sup> <small>(TRIAC/ELV, 100-1%)</small> <b>DO1</b> - 0-10V (100-0.1%) <b>DALI</b> - DALI (100-1%) <sup>5</sup> <b>DHL2</b> - LUTRON HI-LUME <small>(1% ECOSYSTEM)</small> <b>DMX</b> - DMX (100-0%)	<b>NG</b> - NATURAL ALUMINUM <b>BG</b> - BLACK GIMBAL	<b>AN</b> - ANODIZED (STANDARD) <b>BK</b> - BLACK <b>CF</b> - CUSTOM	<b>2C</b> - 2 CIRCUIT <b>HXB</b> - BLACK HEXCELL LOUVER <b>LS</b> - LINEAR SPREAD LENS <b>PM</b> - PRISMATIC LENS <b>SF</b> - SOFTENING LENS <b>CBN</b> - NATURAL CROSS BAFFLE <b>STB</b> - BLACK SNOOT <b>STN</b> - NATURAL SNOOT <b>STW</b> - WHITE SNOOT <b>EMR</b> - EMERGENCY BATTERY <sup>6</sup> <small>(REMOTE)</small> <small>Maximum 3 optical accessories. See optical accessories page for more options</small>

- <sup>1</sup> S80 not available in 27K. H97 available in 30K and 35K as standard and available up to 3000lm
- <sup>2</sup> 10D reflector available up to 2200lm
- <sup>3</sup> 347 available in "DIM" 0-10V only (100-1%)
- <sup>4</sup> Forward Phase/Reverse Phase driver available in 120V only
- <sup>5</sup> DALI-2 (Type 6) provided as standard. Please consult factory for DALI (Type 8) options
- <sup>6</sup> Emergency battery installed remotely by others. Not accessible through the inside of the fixture

BASED ON 20° BEAM ANGLE AND 3500K SOURCE (PER FIXTURE HEAD)

LUMEN OUTPUT	80+ CRI			90+ CRI			97+ CRI		
	DELIVERED LUMENS	SYSTEM WATTS	EFFICACY (LPW)	DELIVERED LUMENS	SYSTEM WATTS	EFFICACY (LPW)	DELIVERED LUMENS	SYSTEM WATTS	EFFICACY (LPW)
<b>1000LMs</b>	1080	10.3	105	951	10.3	92	886	10.3	86
<b>1500LMs</b>	1444	14.0	103	1271	14.0	91	1184	14.0	85
<b>2200LMs</b>	2089	22.0	95	1838	22.0	84	1713	22.0	78
<b>3000LMs</b>	2815	31.3	90	2477	31.3	79	2308	31.3	74
<b>4000LMs</b>	3958	43.0	92	3483	43.0	81	N/A	N/A	N/A

LUMEN OUTPUT MULTIPLIER: 27K=0.94, 30K=0.97, 35K=1.00, 40K=1.01



**HOUSING**

Extruded aluminum frame with fabricated mitered corners  
Standard clear etched anodized finish with black anodized option  
Electrical enclosures fabricated in steel. Standard matte silver powder coated finish  
Modified and custom configurations available

**ADJUSTABILITY**

Solid machined aluminum double gimbal with dual axis adjustability  
Each double gimbal can be locked in place

**OPTICS**

Regressed LED source for enhanced glare control  
Proprietary anodized, aluminum reflectors are field replaceable (10° reflector not interchangeable)  
Available in 10°, 20°, 40°, 60°, and 90°

**LISTING**

ETL listed and conforms to UL1598 standard. Certified to CSA22.2 No.250.0.  
Rated for indoor dry or damp locations

**WARRANTY**

5 Year Warranty on LED and drivers  
Manufacturer 1 Year Warranty for defects in material and workmanship under normal use  
Ambient temperature at fixture should not exceed 25°C

**ELECTRICAL**

Standard 0-10V, constant current drivers with 100-1% dimming range and >0.9 power factor  
Standard 120/277V universal voltage drivers. Optional 347V, 0-10V drivers  
120V Forward Phase/Reverse Phase driver option with 100-1% dimming range  
eldoLED 0-10V driver option available with 100-0.01% dimming range  
eldoLED DALI and Lutron EcoSystem driver options available with 100-1% dimming range  
DMX driver option available with 100-0% dimming range  
All drivers are integral and easily accessible through the top of the fixture housing

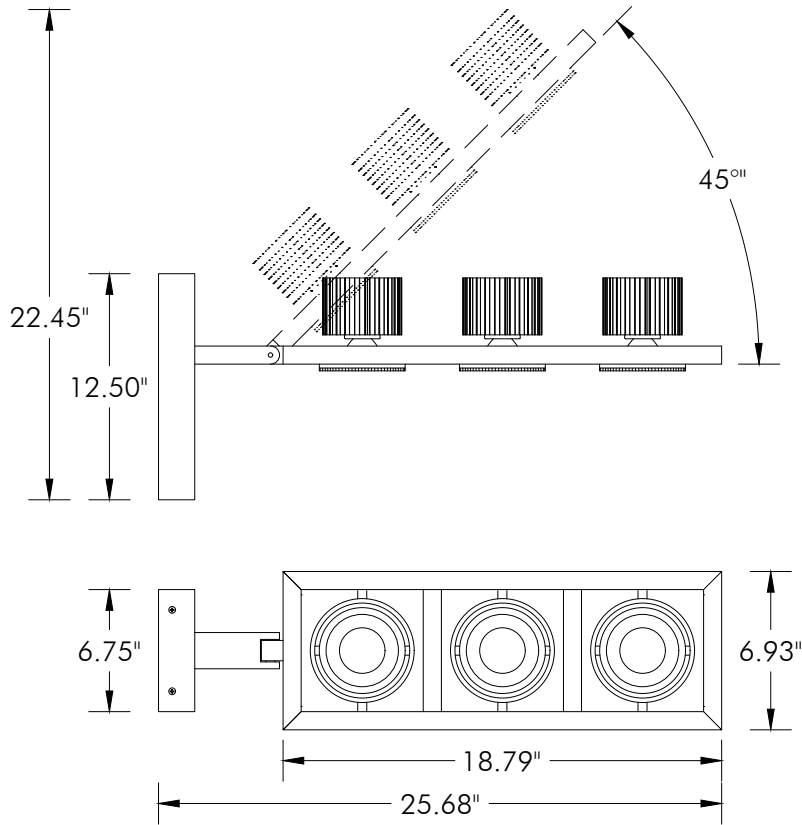
**LED SYSTEM**

Citizen LED module (field replaceable)  
Color consistency <2 SDCM  
Standard (80+ CRI). Optional (90+ and 97+ CRI)  
Available in 27K, 30K, 35K, and 40K  
L90 >50,000 hours  
5 Year Warranty

**MOUNTING**

Suitable for drywall and wood ceilings (see mounting details)  
Suitable for various grid ceiling applications (see mounting details)

**DRAWINGS AND DIMENSIONS**



**MOUNTING DETAILS**

