

# 3G LIGHTING

## 3G-PM1

1 LIGHT MADISON  
PENDANT MOUNTED



Extruded aluminum housing with fabricated mitered corners  
Housing design features a beveled edge with no visible hardware  
70mm machined aluminum double gimbals. Adjustable and lockable  
Regressed LED source for enhanced glare control  
Lumen range up to 3000lm (80+, 90+, and 97+ CRI options)  
Adjustable aircraft cable suspension  
1% dimming standard with integral drivers

<b>PROJECT:</b>		<b>TYPE:</b>	
<b>CATALOG#:</b>		<b>DATE:</b>	<b>QTY:</b>

CAT. NO	LUMEN OUTPUT	CRI	COLOR TEMP	BEAM ANGLE	VOLTAGE
3G-PM1	10 - 1000 LUMENS	S80 - 80+ CRI <sup>1</sup>	27K - 2700K	10D - 10° <sup>2</sup>	UNV - 120/277V
	15 - 1500 LUMENS	H90 - 90+ CRI	30K - 3000K	20D - 20°	120 - 120V
	22 - 2200 LUMENS	H97 - 97+ CRI <sup>1</sup>	35K - 3500K	40D - 40°	347 - 347V <sup>3</sup>
	30 - 3000 LUMENS		40K - 4000K	60D - 60°	
				90D - 90° *	

\*90D reflector supplied standard with lens

DRIVER	GIMBAL FINISH	HOUSING INTERIOR & EXTERIOR	CABLE LENGTH
<b>DIM</b> - 0-10V (100-1%) <b>LE</b> - PHASE DIM <sup>3</sup> <small>(TRIAC/ELV, 100-1%)</small> <b>DO1</b> - 0-10V (100-0.1%) <b>DALI</b> - DALI (100-1%) <sup>4</sup> <b>DHL2</b> - LUTRON HI-LUME <small>(1% ECOSYSTEM)</small> <b>DMX</b> - DMX (100-0%)	<b>NG</b> - NATURAL ALUMINUM <b>BG</b> - BLACK GIMBAL <b>WG</b> - WHITE GIMBAL	<b>WH</b> - WHITE <b>BK</b> - BLACK <b>SV</b> - SILVER <b>CF</b> - CUSTOM  <small>Housing interior &amp; exterior will be powder coated the same color</small>	<b>60"</b> - 60" <b>120"</b> - 120"  <small>Mounting canopies provided in matte white finish as standard</small>

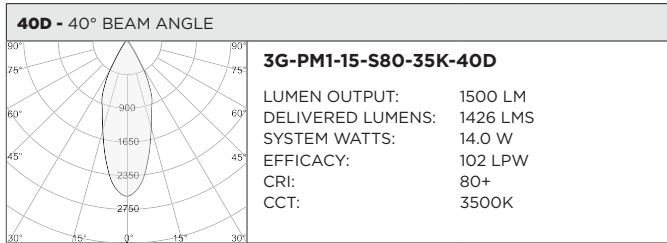
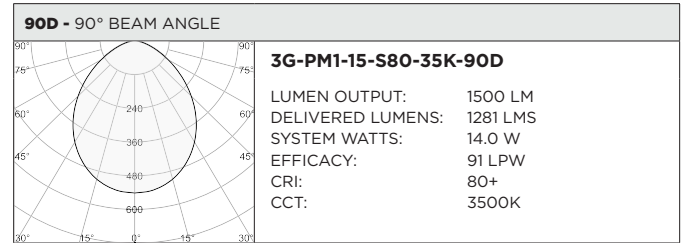
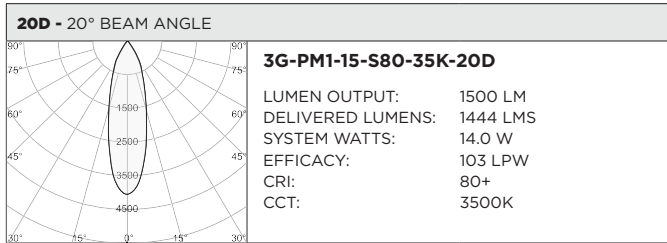
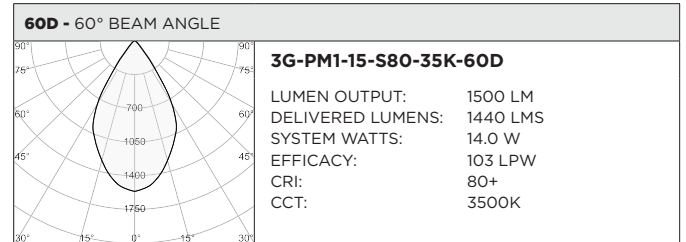
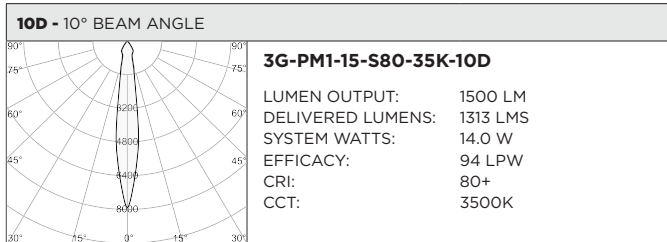
OPTIONS
<b>HXB</b> - BLACK HEXCELL LOUVER <b>LS</b> - LINEAR SPREAD LENS <b>SB</b> - SANDBLASTED LENS <b>SF</b> - SOFTENING LENS <b>CBB</b> - BLACK CROSS BAFFLE <b>CBN</b> - NATURAL CROSS BAFFLE <b>CBW</b> - WHITE CROSS BAFFLE <b>STB</b> - BLACK SNOOT <b>STN</b> - NATURAL SNOOT <b>STW</b> - WHITE SNOOT <b>BCN</b> - BLACK CANOPY <b>SCN</b> - SILVER CANOPY  <small>Maximum 3 optical accessories. See optical accessories page for more options</small>

<sup>1</sup> S80 not available in 27K. H97 available in 30K and 35K as standard  
<sup>2</sup> 10D reflector available up to 2200lm  
<sup>3</sup> 347 available in "DIM" 0-10V only (100-1%)  
<sup>4</sup> Forward Phase/Reverse Phase driver available in 120V only  
<sup>5</sup> DALI-2 (Type 6) provided as standard. Please consult factory for DALI (Type 8) options

BASED ON 20° BEAM AND 3500K SOURCE

LUMEN OUTPUT	80+ CRI			90+ CRI			97+ CRI		
	DELIVERED LUMENS	SYSTEM WATTS	EFFICACY (LPW)	DELIVERED LUMENS	SYSTEM WATTS	EFFICACY (LPW)	DELIVERED LUMENS	SYSTEM WATTS	EFFICACY (LPW)
<b>1000LMs</b>	1080	10.3	105	951	10.3	92	886	10.3	86
<b>1500LMs</b>	1444	14.0	103	1271	14.0	91	1184	14.0	85
<b>2200LMs</b>	2089	22.0	95	1838	22.0	84	1713	22.0	78
<b>3000LMs</b>	2815	31.3	90	2477	31.3	79	2308	31.3	74

LUMEN OUTPUT MULTIPLIER: 27K=0.94, 30K=0.97, 35K=1.00, 40K=1.01



**HOUSING**

Extruded aluminum housing with fabricated mitered corners  
Housing design features a beveled edge with no visible hardware  
Integral driver compartment fabricated in cold rolled steel  
Standard polyester powder coated interior and exterior available in matte white, matte black, and matte silver

**ADJUSTABILITY**

Solid aluminum, 70mm machined double gimbals with dual axis adjustability (45°x45°)  
Each double gimbal can be locked into place

**OPTICS**

Regressed LED source for enhanced glare control  
Proprietary anodized, aluminum reflectors are field replaceable (10° reflector not interchangeable)  
Available in 10°, 20°, 40°, 60°, and 90°  
Fixture head designed to accept 3 optical accessories

**LISTING**

ETL listed and conforms to UL1598 standard. Certified to CSA22.2 No.250.0.  
Rated for indoor dry or damp locations

**WARRANTY**

5 Year Warranty on LED and drivers  
Manufacturer 1 Year Warranty for defects in material and workmanship under normal use  
Ambient temperature at fixture should not exceed 25°C

**ELECTRICAL**

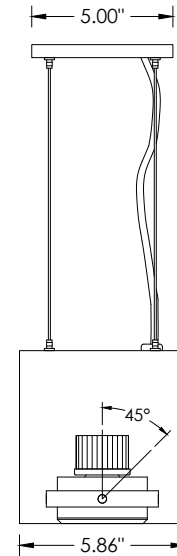
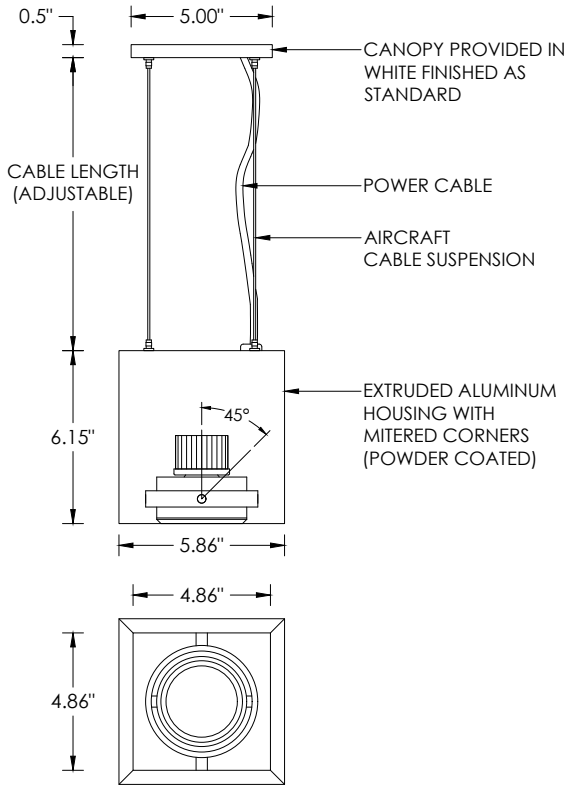
Standard 0-10V, constant current drivers with 100-1% dimming range and >0.9 power factor  
Standard 120/277V universal voltage drivers. Optional 347V, 0-10V drivers  
120V Forward Phase/Reverse Phase driver option with 100-1% dimming range  
eldoLED 0-10V driver option available with 100-0.01% dimming range  
eldoLED DALI and Lutron EcoSystem driver options available with 100-1% dimming range  
DMX driver option available with 100-0% dimming range  
All drivers are integral and easily accessible through the top of the fixture housing

**LED SYSTEM**

Citizen LED module (field replaceable)  
Color consistency <2 SDCM  
Standard (80+ CRI). Optional (90+ and 97+ CRI)  
Available in 27K, 30K, 35K, and 40K  
L90 >50,000 hours  
5 Year Warranty

**MOUNTING**

Suitable for drywall, concrete, wood, grid ceiling, and other architectural ceilings (see mounting details)  
Adjustable aircraft cable suspension with locking fasteners (60" length standard)  
Standard, 18-gauge, 5 conductor single circuit power feed (clear braided finish)  
Fixture mounts to a standard junction box  
All mounting canopies provided in matte white powder coated finish as standard



LED ADJUSTABILITY	
Up to 1500lm	45°x45°
2200lm/3000lm	45°x35°

**MOUNTING DETAILS**

