

3G LIGHTING

3G-PM3M5

3 LIGHT MINI MADISON
PENDANT MOUNTED



Extruded aluminum housing with fabricated mitered corners
Housing design features a beveled edge with no visible hardware
50mm machined aluminum double gimbal. Adjustable and lockable
Lumen range up to 2200lm (80+, 90+, and 97+ CRI options)
Adjustable aircraft cable suspension
1% dimming standard with integral drivers

PROJECT:		TYPE:	
CATALOG#:		DATE:	QTY:

CAT. NO	LUMEN OUTPUT	CRI	COLOR TEMP	BEAM ANGLE	VOLTAGE
3G-PM3M5	10 - 1000 LUMENS 15 - 1500 LUMENS 22 - 2200 LUMENS	S80 - 80+ CRI ¹ H90 - 90+ CRI H97 - 97+ CRI ¹	27K - 2700K 30K - 3000K 35K - 3500K 40K - 4000K	20D - 20° 40D - 40° 60D - 60° 90D - 90° *	UNV - 120/277V 120 - 120V 347 - 347V ²

*90D reflector supplied standard with lens

DRIVER	GIMBAL FINISH	HOUSING INTERIOR & EXTERIOR	CABLE LENGTH
DIM - 0-10V (100-1%) LE - PHASE DIM ³ (TRIAC/ELV, 100-1%)	NG - NATURAL ALUMINUM BG - BLACK WG - WHITE	WH - WHITE BK - BLACK SV - SILVER CF - CUSTOM	60" - 60" 120" - 120"

Housing interior & exterior will be powder coated the same color

Mounting canopies provided in matte white finish as standard

OPTIONS
2C - 2 CIRCUIT
HXB - BLACK HEXCELL LOUVER
LS - LINEAR SPREAD LENS
SB - SANDBLASTED LENS
SF - SOFTENING LENS
STB - BLACK SNOOT
STN - NATURAL SNOOT
STW - WHITE SNOOT
BCN - BLACK CANOPY
SCN - SILVER CANOPY

Maximum 2 optical accessories. See optical accessories page for more options

¹ S80 not available in 27K. H97 available in 30K and 35K as standard

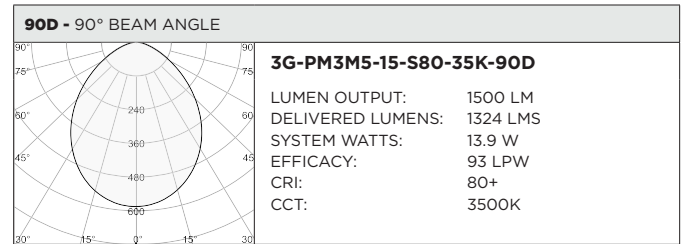
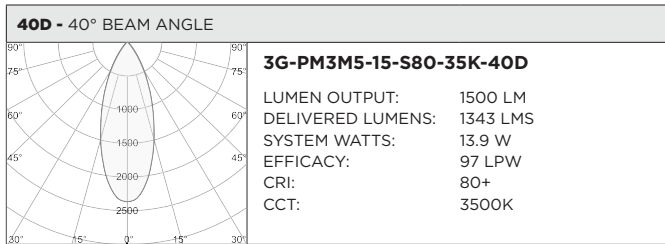
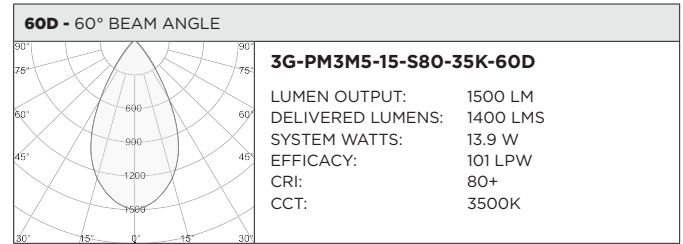
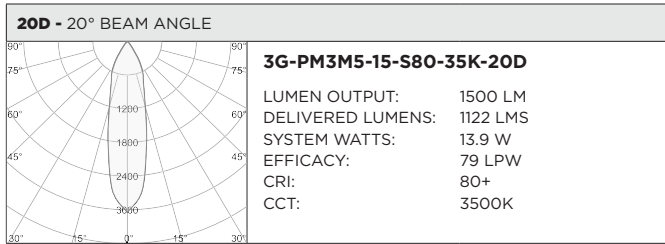
² 347 available in "DIM" 0-10V only (100-1%)

³ Forward Phase/Reverse Phase driver available in 120V only

BASED ON 60° BEAM AND 3500K SOURCE

LUMEN OUTPUT	80+ CRI			90+ CRI			97+ CRI		
	DELIVERED LUMENS	SYSTEM WATTS	EFFICACY (LPW)	DELIVERED LUMENS	SYSTEM WATTS	EFFICACY (LPW)	DELIVERED LUMENS	SYSTEM WATTS	EFFICACY (LPW)
1000LMs	1015	10.2	100	893	10.2	88	833	10.0	82
1500LMs	1400	13.9	101	1232	13.9	89	1148	13.9	83
2200LMs	2194	22.0	100	1931	22.0	88	1799	22.0	82

LUMEN OUTPUT MULTIPLIER: 27K=0.94, 30K=0.97, 35K=1.00, 40K=1.01



HOUSING

Extruded aluminum housing with fabricated mitered corners
 Housing design features a beveled edge with no visible hardware
 Integral driver compartment fabricated in cold rolled steel
 Standard polyester powder coated interior and exterior available in matte white, matte black, and matte silver

ADJUSTABILITY

Solid aluminum, 50mm machined double gimbals with dual axis adjustability (35°x35°)
 Each double gimbal can be locked into place

OPTICS

Regressed LED source for enhanced glare control
 Proprietary anodized, aluminum reflectors are field replaceable (20° reflector not interchangeable)
 Available in 20°, 40°, 60°, and 90°
 Fixture head designed to accept 2 optical accessories

LISTING

ETL listed and conforms to UL1598 standard. Certified to CSA22.2 No.250.0.
 Rated for indoor dry or damp locations

WARRANTY

5 Year Warranty on LED and drivers
 Manufacturer 1 Year Warranty for defects in material and workmanship under normal use
 Ambient temperature at fixture should not exceed 25°C

ELECTRICAL

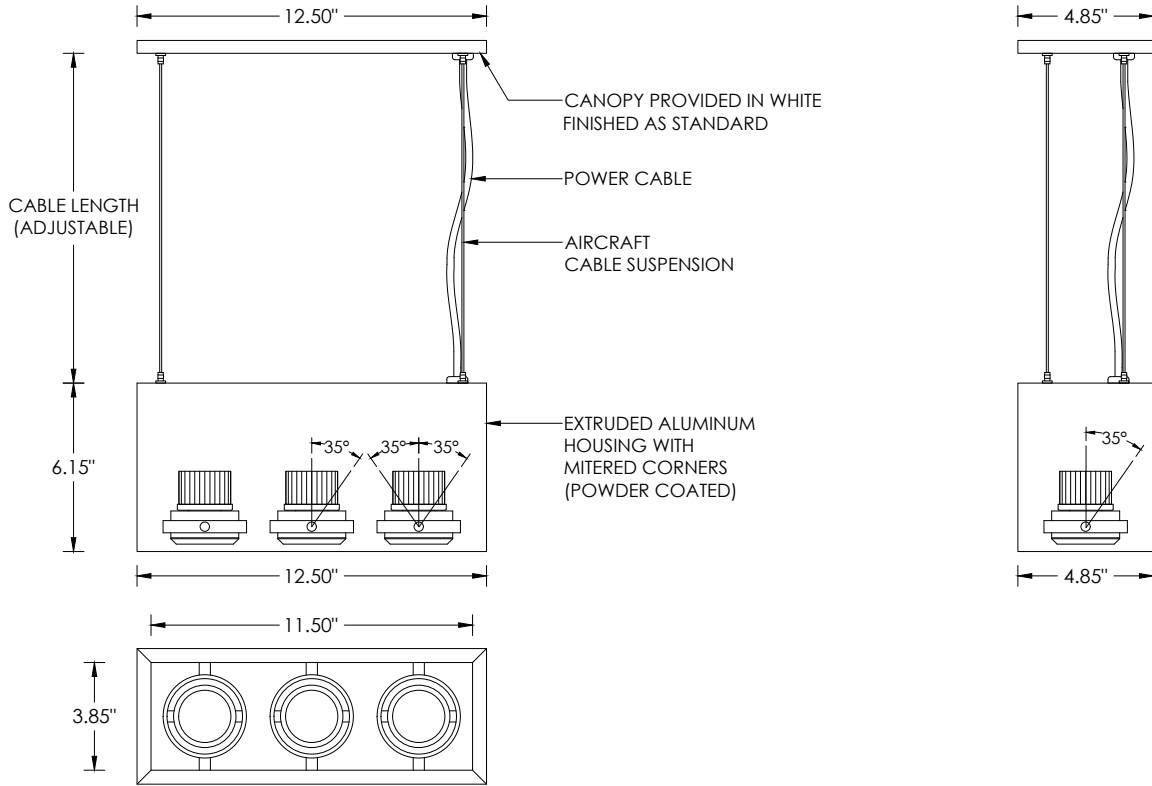
Standard 0-10V, constant current drivers with 100-1% dimming range and >0.9 power factor
 Standard 120/277V universal voltage drivers
 120V Forward Phase/Reverse Phase driver option with 100-1% dimming range
 All drivers are integral and easily accessible through the top of the fixture housing

LED SYSTEM

Citizen LED module (field replaceable)
 Color consistency <2 SDCM
 Standard (80+ CRI). Optional (90+ and 97+ CRI)
 Available in 27K, 30K, 35K, and 40K
 L90 >50,000 hours
 5 Year Warranty

MOUNTING

Suitable for drywall, concrete, wood, grid ceiling, and other architectural ceilings (see mounting details)
 Adjustable aircraft cable suspension with locking fasteners (60" length standard)
 Standard, 18-gauge, 5 conductor single circuit power feed (clear braided finish)
 Fixture mounts to a standard junction box
 All mounting canopies provided in matte white powder coated finish as standard



MOUNTING DETAILS

