


# 3G LIGHTING

## 3G-PMZ12

12 LIGHT LINEAR ZOIE PENDANT



12 Light high performance pendant with 1" apertures  
 Narrow 1.5" aperture with one piece extruded aluminum housing  
 LED system delivers over 2400lm at 90+ CRI  
 Features matte black or matte white multi-faceted louvers  
 Regressed LED source with enhanced glare control, UGR <16  
 100-1% dimming range standard with integral drivers

<b>PROJECT:</b>		<b>TYPE:</b>	
<b>CATALOG#:</b>		<b>DATE:</b>	<b>QTY:</b>

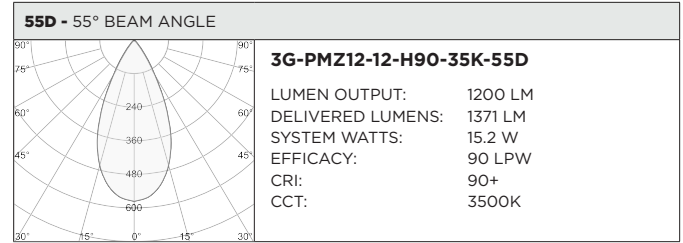
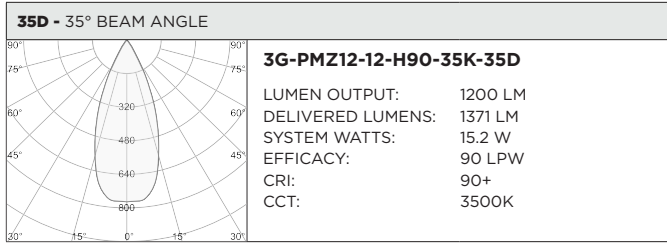
CAT. NO	LUMEN OUTPUT	CRI	COLOR TEMP	BEAM ANGLE	VOLTAGE
<b>3G-PMZ12</b>	<b>12</b> - 1200 LUMENS <b>24</b> - 2400 LUMENS	<b>H90</b> - 90+ CRI	<b>27K</b> - 2700K <b>30K</b> - 3000K <b>35K</b> - 3500K <b>40K</b> - 4000K	<b>15D</b> - 15° <b>35D</b> - 35° <b>55D</b> - 55°	<b>UNV</b> - 120/277V <b>120</b> - 120V

DRIVER	HOUSING FINISH	LOUVER FINISH	CABLE LENGTH
<b>DIM</b> - 0-10V (100-1%) <b>LE</b> - PHASE DIM (TRIAC/ELV, 100-1%) <sup>1</sup> <b>RD01</b> - REMOTE 0-10V (100-0.1%) <b>RDALI</b> - REMOTE DALI (100-1%) <b>RDHL2</b> - REMOTE LUTRON HI-LUME (1% ECOSYSTEM)	<b>WH</b> - WHITE <b>BK</b> - BLACK <b>SV</b> - SILVER  <small>All mounting canopies provided            in white as standard</small>	<b>WLV</b> - WHITE <b>BLV</b> - BLACK	<b>60"</b> - 60" <b>120"</b> - 120"

<sup>1</sup> Forward Phase/Reverse Phase driver available in 120V only

BASED ON 35°, 90+CRI AND 3500K SOURCE

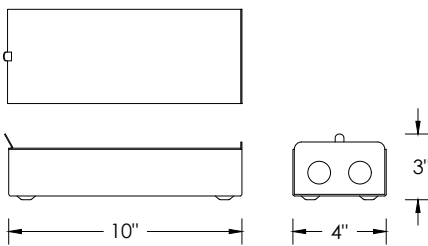
FIXTURE LENGTH	COLOR TEMP	DELIVERED LUMENS	SYSTEM WATTS	EFFICACY (LPW)
24 - 2400 LUMENS	27K	2272	28.5	80
	30K	2345	28.5	82
	35K	2401	28.5	84
	40K	2450	28.5	86



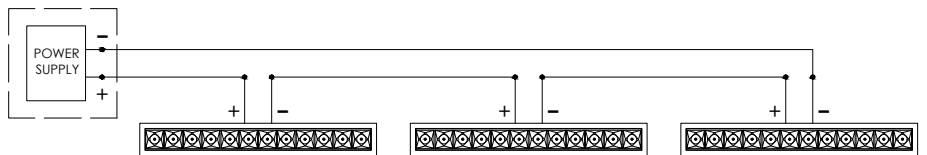
**REMOTE POWER SUPPLY OPTIONS**

3G DRIVER CODE	DIMMING METHOD	DIMMING RANGE	VOLTAGE	MAX. DISTANCE	3G-PMZ4 (9.6W)	3G-PMZ8 (19.2W)	3G-PMZ12 (28.5W)
RDHL2	LUTRON HI-LUME LDE ECOSYSTEM	100-1%	120-277V	100ft (12AWG)	2 to 4	1 to 2	1
RDALI	DALI ELDOLED	100-1%	120-277V	100ft (12AWG)	1 to 4	1 to 2	1
RDO1	0-10V ELDOLED	100-0.1%	120-277V	100ft (12AWG)	1 to 4	1 to 2	1

**REMOTE POWER SUPPLY ENCLOSURE**



**WIRING DIAGRAM**



Multiple Zoie fixtures must be connected in series

**HOUSING**

Extruded aluminum housing with narrow 1.5" aperture  
Machined aluminum end caps  
Standard polyester powder coated housing finish available in matte white, black, and silver  
Matte black and matte white faceted louver finishes

**OPTICS**

1" apertures with regressed LED source for enhanced glare control  
Proprietary polycarbonate multi-faceted reflectors  
Available in 15°, 35° and 55°  
UGR <16

**LISTING**

ETL listed and conforms to UL1598 standard. Certified to CSA22.2 No.250.0. Rated for indoor locations

**WARRANTY**

5 year warranty on LED and drivers  
Manufacturer 1 year warranty for defects in material and workmanship under normal use  
Ambient temperature at fixture should not exceed 25°C

**ELECTRICAL**

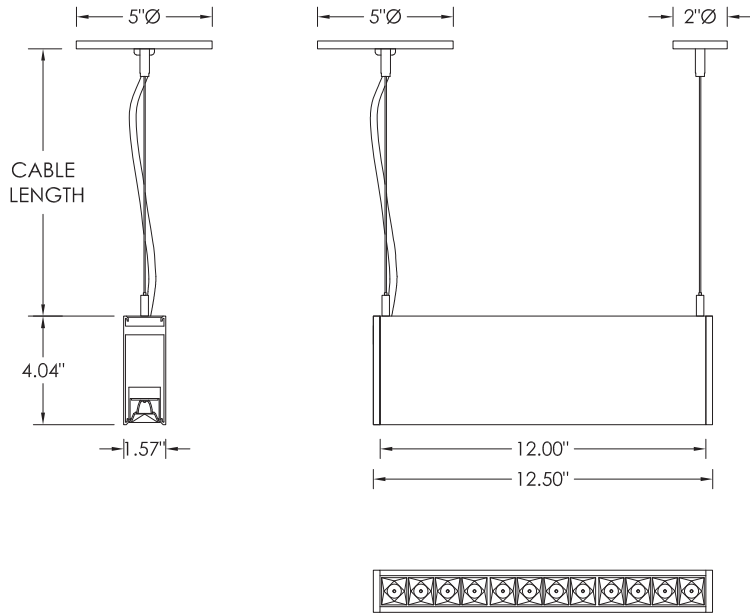
Standard 0-10V, constant current driver with 100-1% dimming range and >0.9 power factor  
120V Forward Phase/Reverse Phase driver option with 100-1% dimming range  
Standard 120/277V universal voltage drivers  
All drivers are integral and easily accessible through luminaire aperture

**LED SYSTEM**

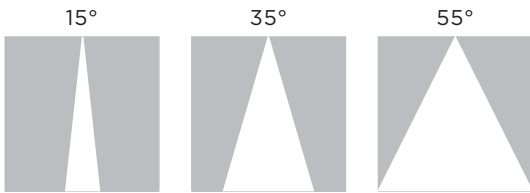
Osram LED source  
Color consistency <2 SDCM  
Standard 90+ CRI  
Available in 27K, 30K, 35K, and 40K  
L90 >60,000 hours  
5 year warranty

**MOUNTING**

Adjustable aircraft cable suspension with locking fasteners (60" length standard)  
Standard, 18-gauge, 5 conductor single circuit power feed (clear braided finish)  
All mounting canopies provided in white finish as standard  
Suitable for various architectural ceilings (see mounting details)



**BEAM ANGLE**



**MOUNTING DETAILS**

