




3G-SMZ4

4 LIGHT SURFACE MOUNT ZOIE



4 Light high performance surface mount with 1" apertures
 Narrow 1.5" aperture with one piece extruded aluminum housing
 LED system delivers over 800lm at 90+ CRI
 Features matte black or matte white multi-faceted louvers
 Regressed LED source with enhanced glare control, UGR <16
 100-1% dimming range standard with remote drivers

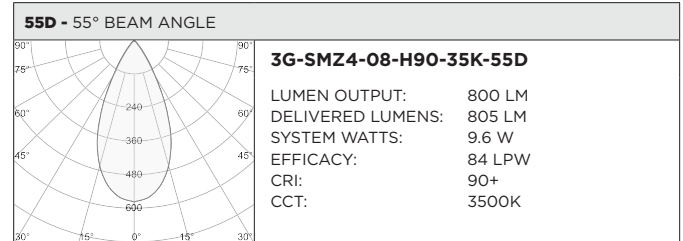
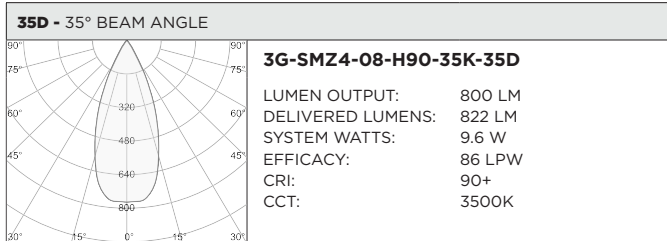
PROJECT:		TYPE:	
CATALOG#:		DATE:	QTY:

CAT. NO	LUMEN OUTPUT	CRI	COLOR TEMP	BEAM ANGLE	VOLTAGE
3G-SMZ4	04 - 400 LUMENS 08 - 800 LUMENS	H90 - 90+ CRI	27K - 2700K 30K - 3000K 35K - 3500K 40K - 4000K	15D - 15° 35D - 35° 55D - 55°	UNV - 120/277V 120 - 120V

DRIVER	HOUSING FINISH	LOUVER FINISH
RDIM - REMOTE 0-10V (100-1%) RD01 - REMOTE 0-10V (100-0.1%) RDALI - REMOTE DALI (100-1%) RDHL2 - REMOTE LUTRON HI-LUME (1% ECOSYSTEM)	WH - WHITE TRIM BK - BLACK TRIM SV - SILVER TRIM	WLV - WHITE BLV - BLACK

BASED ON 35°, 90+ CRI AND 3500K SOURCE

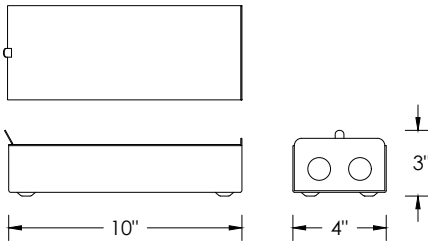
LUMEN OUTPUT	COLOR TEMP	DELIVERED LUMENS	SYSTEM WATTS	EFFICACY (LPW)
08 - 800 LUMENS	27K	684	9.6	71
	30K	745	9.6	78
	35K	822	9.6	86
	40K	838	9.6	88



REMOTE POWER SUPPLY OPTIONS

3G DRIVER CODE	DIMMING METHOD	DIMMING RANGE	VOLTAGE	MAX. DISTANCE	3G-SMZ4 (9.6W)	3G-SMZ8 (19.2W)	3G-SMZ12 (28.5W)
RDIM	0-10V	100-1%	120-277V	100ft (12AWG)	1 to 4	1 to 2	1
RDHL2	LUTRON HI-LUME ECOSYSTEM	100-1%	120-277V	100ft (12AWG)	2 to 4	1 to 2	1
RDALI	DALI ELDOLED	100-1%	120-277V	100ft (12AWG)	1 to 4	1 to 2	1
RD01	0-10V ELDOLED	100-0.1%	120-277V	100ft (12AWG)	1 to 4	1 to 2	1

REMOTE POWER SUPPLY ENCLOSURE



WIRING DIAGRAM



Multiple Zoie fixtures must be connected in series

HOUSING

Extruded aluminum housing with narrow 1.5" aperture
Machined aluminum end caps
Standard polyester powder coated housing finish available in matte white, black, and silver
Matte black and matte white faceted louver finishes

OPTICS

1" apertures with regressed LED source for enhanced glare control
Proprietary polycarbonate multi-faceted reflectors
Available in 15°, 35° and 55°
UGR <16

LISTING

ETL listed and conforms to UL1598 standard. Certified to CSA22.2 No.250.0. Rated for indoor locations

WARRANTY

5 year warranty on LED and drivers
Manufacturer 1 year warranty for defects in material and workmanship under normal use
Ambient temperature at fixture should not exceed 25°C

ELECTRICAL

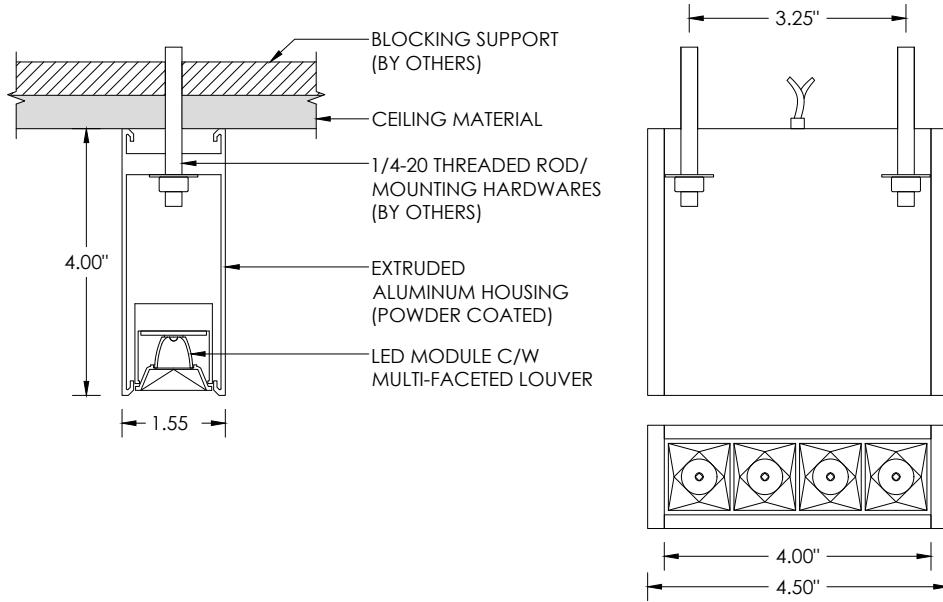
Remote 0-10V, constant current driver with 100-1% dimming range
Remote 0-10V, constant current driver with 100-0.1% dimming range
Remote Lutron EcoSystem and eldoLED DALI options (100-1% dimming)

LED SYSTEM

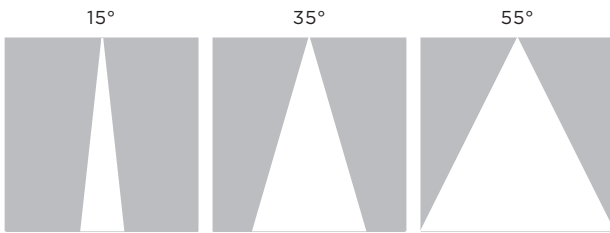
Osram LED source
Color consistency <2 SDCM
Standard 90+ CRI
Available in 27K, 30K, and 35K
L90 >60,000 hours
5 year warranty

MOUNTING

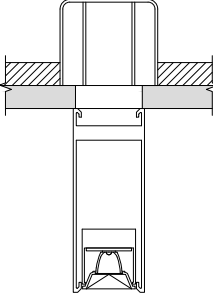
Suitable for surface mounted applications
Suitable for drywall, concrete, wood, grid ceiling, and other architectural ceilings
Fixture mounts to a standard, 2" x 4" slotted junction box (by others)
Fixture suspended via 1/4"-20 threaded rod (by others)
Universal mounting kits provided for various ceiling types



BEAM ANGLE



MOUNTING DETAILS

POWER FEED	NON POWER FEED
<p>2" x 4" SLOTTED JUNCTION BOX (BY OTHERS)</p> 	<p>MOUNTING SCREWS (BY OTHERS)</p> 