


3G LIGHTING

3G-SDZ33S

3.3" SQUARE SURFACE ZOIE
3", 7" AND 11" HEIGHT



3.3" square Surface Mounted Zoie
Companion to 3G-DZ33S, Square Zoie Downlight
Regressed LED source provides maximum visual comfort, UGR <10
High gloss black or white louvers with proprietary optics and no glare
Extruded aluminum housing with powder coated finish
Lumen range from 700lm to 2000lm (80+ and 90+ CRI options)
100-1% dimming range standard with integral driver options

PROJECT:		TYPE:	
CATALOG#:		DATE:	QTY:

CAT. NO	FIXTURE HEIGHT	LUMEN OUTPUT	CRI	COLOR TEMP
3G-SDZ33S	3H - 3" HEIGHT * 7H - 7" HEIGHT * 11H - 11" HEIGHT <small>*3H model (RDIM) remote driver *3H & 7H up to 1500lm (80+CRI) *3H & 7H up to 1000lm (90+CRI) Both models (DIM driver only)</small>	07 - 700 LUMENS 10 - 1000 LUMENS 15 - 1500 LUMENS 20 - 2000 LUMENS ¹ <small>Lumen outputs are delivered lumens based on 80+ CRI, 3000K source. See performance chart for all options</small>	S80 - 80+ CRI H90 - 90+ CRI	27K - 2700K ² 30K - 3000K 35K - 3500K 40K - 4000K ²

BEAM ANGLE	VOLTAGE	DRIVER	HOUSING FINISH	LOUVER FINISH
20D - 20° 40D - 40° 60D - 60°	UNV - 120/277V 347 - 347V ³	DIM - 0-10V (100-1%) DO1 - 0-10V (100-0.1%) DALI - DALI (100-1%) ⁴ DHL2 - LUTRON HI-LUME (1% ECOSYSTEM) DMX - DMX (100-0%) RDIM - REMOTE 0-10V (100-1%)	BK - BLACK TRIM WH - WHITE TRIM SV - SILVER TRIM	BLV - BLACK WLV - WHITE

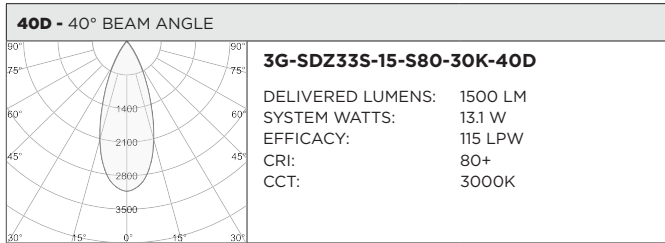
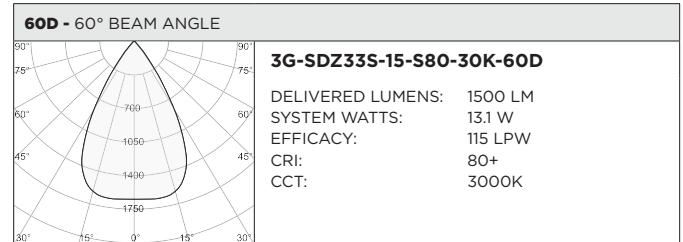
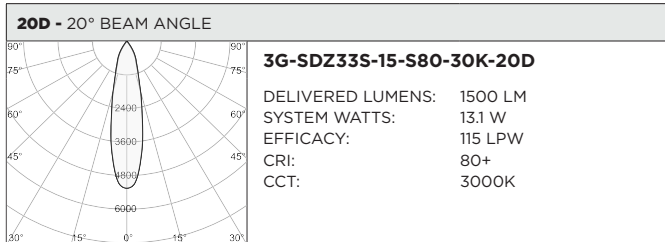
OPTIONS
EMR - EMERGENCY BATTERY (REMOTE) ⁵

¹ 2000lm not available with 90CRI
² 2700K only available in 90CRI and 4000K only available in 80CRI
³ 347 available in "DIM" 0-10V only (100-1%). Not available with 3" height and 7" height
⁴ DALI-2 (Type 6) provided as standard. Consult factory for DALI Type 8 option
⁵ Emergency battery installed remotely by others. Not accessible through the inside of the fixture

BASED ON 40° BEAM ANGLE, 80CRI AND 3000K SOURCE

80+ CRI			90+ CRI		
DELIVERED LUMENS	SYSTEM WATTS	EFFICACY (LPW)	DELIVERED LUMENS	SYSTEM WATTS	EFFICACY (LPW)
700	5.7	123	700	7.1	99
1000	8.5	117	1000	10.1	99
1500	13.1	115	1500	15.7	96
2000	18.2	110	2000	21.9	91

LUMEN OUTPUT MULTIPLIER FOR 80CRI: 27K=N/A, 30K=1.00, 35K=0.98, 40K=1.06
LUMEN OUTPUT MULTIPLIER FOR 90CRI: 27K=0.80, 30K=0.85, 35K=0.86, 40K=N/A



HOUSING

Extruded aluminum housing with powder coated finish
Twist and lock construction with no visible hardware

OPTICS

3.3" square aperture with regressed LED source for maximum visual comfort
High gloss black or white louvers with proprietary optics and no glare
Polycarbonate multi-faceted reflectors
Available in 20°, 40° and 60°
UGR <10

LISTING

ETL listed and conforms to UL1598 standard. Certified to CSA22.2 No.250.0. Rated for indoor locations

WARRANTY

5 Year Warranty on LED and drivers
Manufacturer 1 Year Warranty for defects in material and workmanship under normal use
Ambient temperature at fixture should not exceed 25°C

ELECTRICAL

Standard 0-10V, constant current drivers with 100-1% dimming range and >0.9 power factor

Standard 120/277V universal voltage with several driver options
All drivers are integral and easily accessible through luminaire aperture
3" model supplied with remote enclosure c/w 120/277V, 0-10V driver
7" models include 0-10V drivers that operate only with dimmers that sink current (not designed for source current)

Compatible 0-10V dimmers for all 3" and 7" height models listed below:

Lutron NFTV, **Lutron** DDTV, **Lutron** DVSTV, **Lutron** VIVE RMJS-8TN, **Leviton** IP710-DLZ, **Philips** SR1200ZTUNV, **Cooper** SF10P

LED SYSTEM

Osram LED source
Color consistency <2 SDCM
80+ and 90+ CRI
Available in 27K, 30K, 35K, and 40K
L90 >60,000 hours
5 year warranty

MOUNTING

All hardware included for mounting to 4" octagonal junction box
Twist and lock mechanism

RECESSED 4" OCTAGONAL JUNCTION BOX BY OTHERS
STANDARD CANOPY MOUNT

