

RECESSED WALL GRAZER

3G-RGZ RECESSED GRAZER

3G
LIGHTING



Recessed Linia



Continuous Slots



Recessed Linear Kubo

FEATURES

CONSTRUCTION

- Extruded aluminum LED profile (field adjustable)
- Extruded aluminum and cold rolled steel housing powder coated matte white
- Designed for continuous runs in 1' increments
- Adjustable end fillers available for odd lengths
- Precision optics provide uniform illumination for walls up to 40 feet high

ELECTRICAL

- Standard 120-277V, 0-10V dimmable driver with 100-10% dimming range
- 85% efficiency and 0.9 power factor
- Lutron and eldoLED driver options available with 100-1% dimming range

LED SYSTEM

- Available in 27K, 30K, 35K, and 40K
- Average rated life of 60,000 hours
- Color consistency < 3 SDCM
- CRI > 80 for 27, 30K, 35K, and 40K

LUMEN MAINTENANCE

- L70 at 60,000 hours

MOUNTING

- Suitable for drywall and wood ceilings (see mounting details)
- Suitable for various grid ceiling applications (see mounting details)

FINISH

- Polyester powder coated matte white with 95% reflectance.

LABELS

- ETL listed. Suitable for dry or damp locations.

WARRANTY

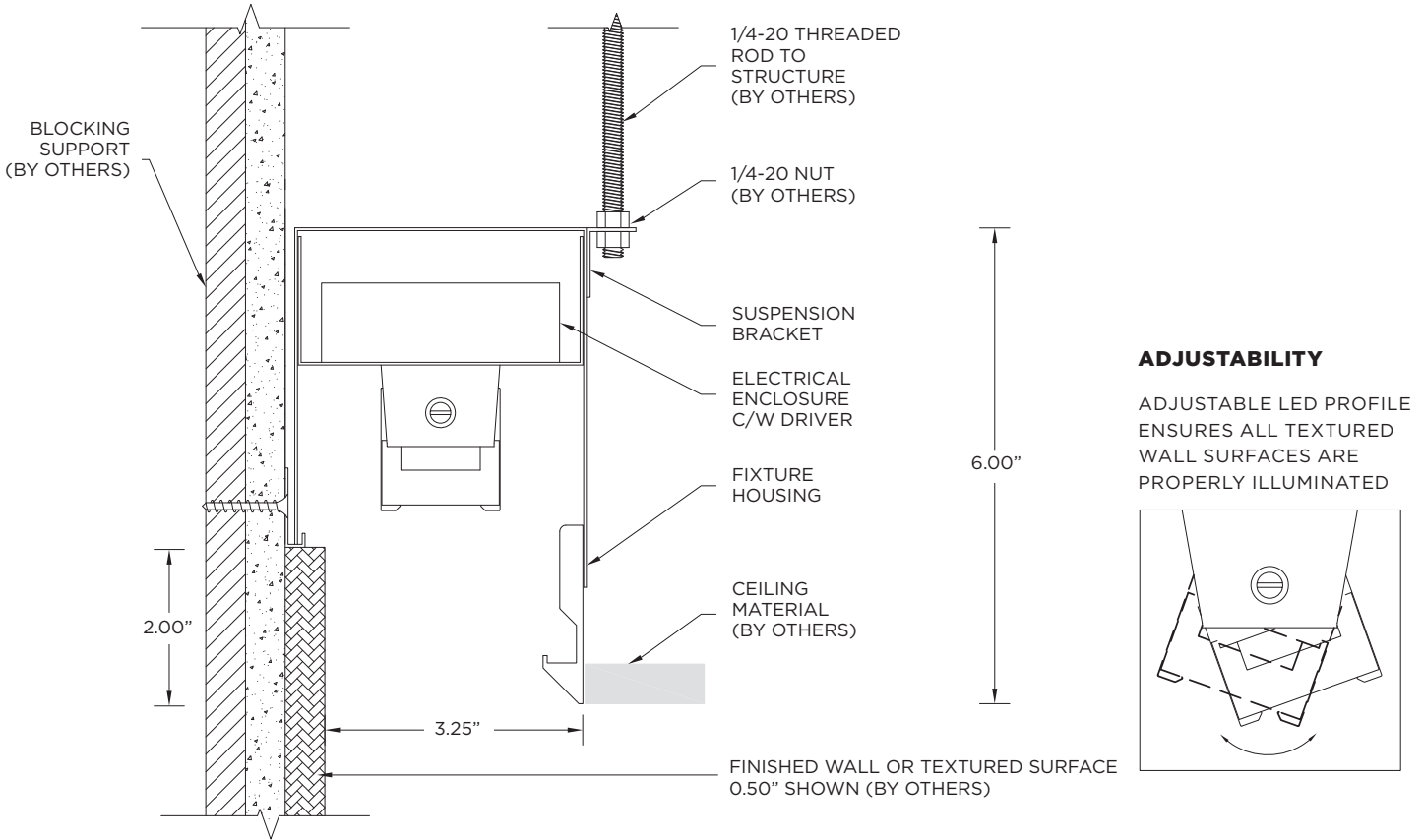
- 5 Year limited warranty.

PROJECT

TYPE

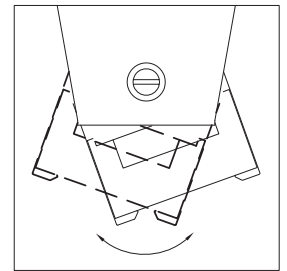
DATE

CATALOG #



ADJUSTABILITY

ADJUSTABLE LED PROFILE ENSURES ALL TEXTURED WALL SURFACES ARE PROPERLY ILLUMINATED



ORDERING INFORMATION

CAT. NO	LED SYSTEM	COLOR TEMP	VOLTAGE	DRIVER	FLANGE TYPE	OPTIONS	LENGTH (FEET)
3G-RGZ	L2 - STANDARD OUTPUT	27K - 2700K	120 - 120V	DIM - 0-10V (STANDARD 100-10%)	XTR - TRIMLESS	EF - END FILLER ¹ CP - CHICAGO PLENUM	S - ___' (STRAIGHT RUN)
	L4 - HIGH OUTPUT	30K - 3000K 35K - 3500K 40K - 4000K	277 - 277V 347 - 347V (0-10V ONLY)	DHL - LUTRON (3-WIRE - 100-1%) DHL2 - LUTRON (ECOSYSTEM - 100-1%) DALI - DALI (100-1%)	WT - WHITE TRIM FX - FLANGELESS GC1 - 9/16 LAYIN GC1S - 9/16 TEGULAR GC2 - 15/16 LAYIN GC2S - 15/16 TEGULAR GC3 - 9/16 SLOT TEE TEGULAR		For odd lengths specify EF (end filler) option
Consult 3G for custom outputs							Available in 1' increments
3G-RGZ							

ORDERING EXAMPLE **3G-RGZ-L2-30K-120-DIM-GC1-S-8'**

¹Adjustable end fillers are non illuminated.

RECESSED WALL GRAZER

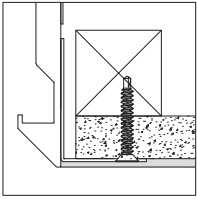
3G-RGZ RECESSED GRAZER



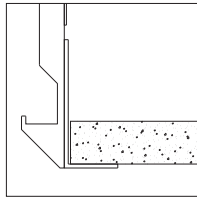
PERFORMANCE CHART (Based on 3000K, 4' length)

LED SYSTEM	WATTAGE/FT	LUMENS/FT	EFFICACY LM/W	IES FILES
L2 - STANDARD OUTPUT	8.25W	477	57.80	DOWNLOAD
L4 - HIGH OUTPUT	12.5W	720	57.60	DOWNLOAD

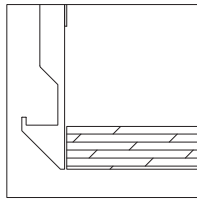
MOUNTING



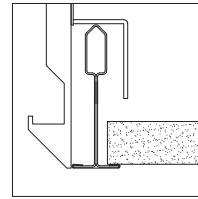
XTR - TRIMLESS



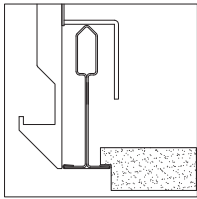
WT - TRIM



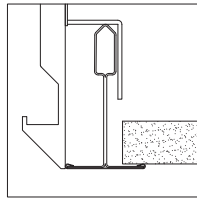
FX - FLANGELESS



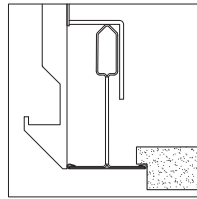
GC1 - 9/16" LAYIN



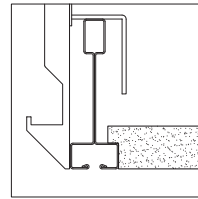
GC1S - 9/16" TEGULAR



GC2 - 15/16" LAYIN TEE TEGULAR



GC2S - 15/16" TEGULAR



GC3 - 9/16" SLOT

RUN CHART (Begin measurements at start of run, in a clockwise direction)

STRAIGHT (S-__')

ORDERING EXAMPLE:

3G-RGZ-L2-30K-120-DIM-GC1-S-8'

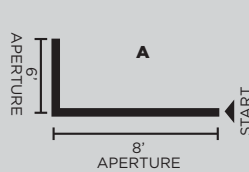


L SHAPE (L-__' x __')

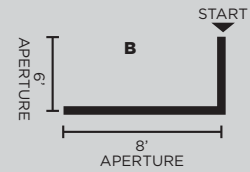
ORDERING EXAMPLE:

A - 3G-RGZ-L2-30K-120-DIM-GC1-L-8'x6'

B - 3G-RGZ-L2-30K-120-DIM-GC1-L-6'x8'



OR

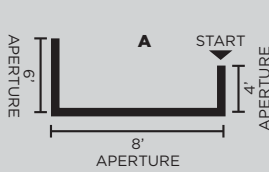


U SHAPE (U-__' x __' x __')

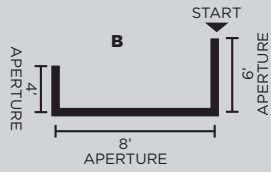
ORDERING EXAMPLE:

A - 3G-RGZ-L2-30K-120-DIM-GC1-U-4'x8'x6'

B - 3G-RGZ-L2-30K-120-DIM-GC1-U-6'x8'x4'



OR



RECTANGLE/SQUARE (R-__' x __')

ORDERING EXAMPLE:

3G-RGZ-L2-30K-120-DIM-GC1-R-6'x8'

