


# SURFACE KUBO

**3G-SKU24**  
**24" SURFACE MOUNTED**

**3G**  
LIGHTING



**24" Pendant Kubo**



**24" Recessed Kubo**



**Surface Kubo Single**



**Surface Linear Kubo**

## FEATURES

### CONSTRUCTION

- White sandblasted acrylic diffuser. Fabricated with mitered corners
- Fixture collar fabricated in steel with powder coated finish
- Modified configurations available upon request

### ELECTRICAL

- Standard 120-277V, 0-10V dimmable driver with 100-1% dimming range.
- 85% efficiency and 0.9 power factor
- Lutron driver options available with 100-1% dimming range
- eldoLED Dali driver available with 100-1% dimming range
- Emergency Battery: 90 minutes

### LED SYSTEM

- Available in 27K, 30K, 35K, and 40K
- Average rated life of 60,000 hours
- Color consistency < 3 SDCM
- CRI > 80 for 30K, 35K, and 40K
- CRI > 90 for 27K

### LUMEN MAINTENANCE

- L70 at 60,000 hours

### MOUNTING

- Suitable for surface mounted installations
- Fixture mounts to a standard junction box

### FINISH

- Standard polyester powder coated matte white finish. Optional matte silver finish

### LABELS

- ETL listed. Suitable for dry or damp locations (indoor use)

### WARRANTY

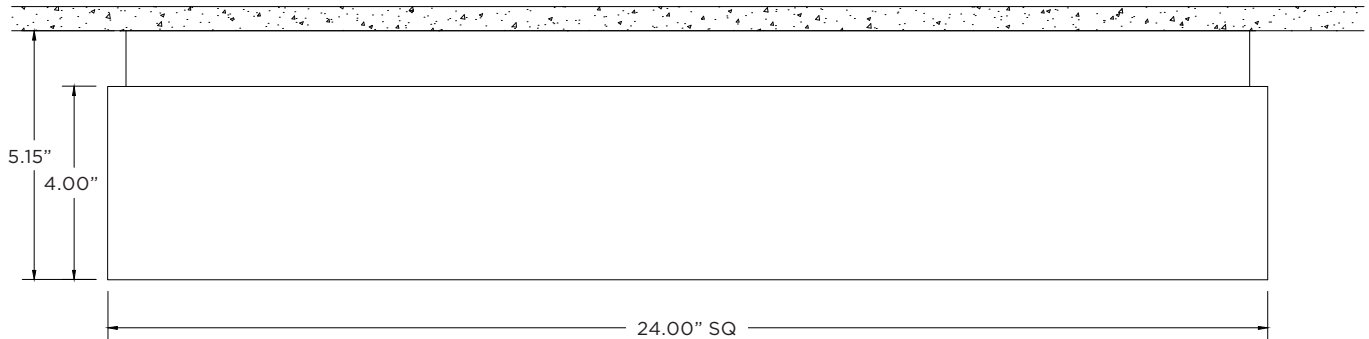
- 5 Year limited warranty.

**PROJECT**

**TYPE**

**DATE**

**CATALOG #**



**ORDERING INFORMATION**

CAT. NO	LED SYSTEM	COLOR TEMP	VOLTAGE	DRIVER	FINISH	OPTIONS
<b>3G-SKU24</b>	<b>L2 - STANDARD OUTPUT</b>  <b>L4 - HIGH OUTPUT</b>  Consult 3G for custom outputs	<b>27K - 2700K</b>	<b>120 - 120V</b>	<b>DIM - 0-10V (STANDARD 100-1%)</b>	<b>WH - WHITE (STANDARD)</b>  <b>SV - SILVER</b>	<b>EM - EMERGENCY BATTERY</b>
		<b>30K - 3000K</b>	<b>277 - 277V</b>	<b>DHL - LUTRON (3-WIRE - 100-1%)</b>		
		<b>35K - 3500K</b>	<b>347 - 347V (0-10V ONLY)</b>	<b>DHL2 - LUTRON (ECOSYSTEM - 100-1%)</b>		
		<b>40K - 4000K</b>		<b>DALI - DALI (100-1%)</b>		

**3G-SKU24**

ORDERING EXAMPLE

**3G-SKU24-L2-30K-120-DIM-WH**

Copyright 2016 3G Lighting  
 P: 905-850-2305 F: 905-851-6490 | TF: 888-448-0440  
 3G reserves the right to change, without notice, specifications or materials for product improvement.



# SURFACE KUBO

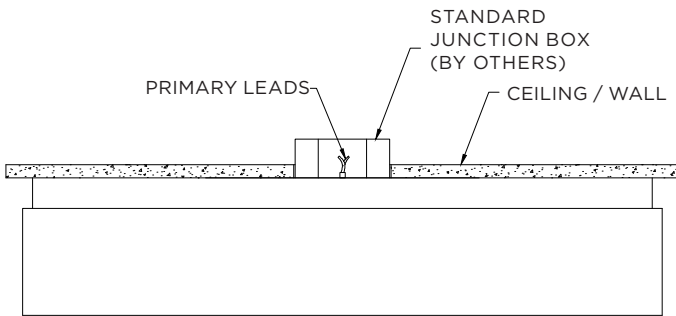
**3G-SKU24**  
**24" SURFACE MOUNTED**



## PERFORMANCE CHART (based on 3500K)

LED SYSTEM	SYSTEM WATTS	DELIVERED LUMENS	EFFICACY LM/W	IES FILES
STANDARD OUTPUT	40.3W	3937	112	<a href="#">DOWNLOAD</a>
HIGH OUTPUT	49.4W	5593	113	<a href="#">DOWNLOAD</a>

## MOUNTING



## NOTES