



3G-PMF2

2 LIGHT MADISON INFORMA
PENDANT MOUNTED



Extruded aluminum frame with fabricated mitered corners
Standard clear etched and black etched anodized finishes
Machined aluminum double gimbals. Adjustable and lockable
Regressed LED source for enhanced glare control
Lumen range of 1000lm to 5000lm (80+, 90+, and 97+ CRI options)
1% dimming standard with several integral driver options

ORDERING INFORMATION

PROJECT:	<input type="text"/>	TYPE:	<input type="text"/>
CATALOG #:	<input type="text"/>	DATE:	<input type="text"/>

CAT. NO	LUMEN OUTPUT	CRI	COLOR TEMP	BEAM ANGLE	VOLTAGE
3G-PMF2	10 - 1000 LUMENS	S80 - 80+CRI (STANDARD) H90 - 90+ CRI ¹ H97 - 97+ CRI ²	27K - 2700K	20D - 20°	UNV - 120/277V ³ 120 - 120V ⁴ 347 - 347V (0-10V ONLY)
	15 - 1500 LUMENS		30K - 3000K	40D - 40°	
	22 - 2200 LUMENS		35K - 3500K	60D - 60°	
	30 - 3000 LUMENS		40K - 4000K		
	40 - 4000 LUMENS				
	50 - 5000 LUMENS				

DRIVER	GIMBAL FINISH	FRAME FINISH	CABLE LENGTH	OPTIONS
DIM - 0-10V (STANDARD 100-1%) DHL2 - LUTRON HI-LUME LDE (100-1% ECOSYSTEM) DALI - DALI (100-1%) LE - PHASE DIMMING ⁴ (TRIAC/ELV, 100-1%, 120V ONLY) DO1 - 0-10V (100-0.1%) DMX - DMX (100-0%)	NG - NATURAL (STANDARD) BG - BLACK	AN - ANODIZED BK - BLACK CF - CUSTOM	60 - 60" (STANDARD) 120 - 120"	2C - 2 CIRCUIT SF70 - SOFTENING LENS LS70 - LINEAR SPREAD HXB70 - BLACK HEXCELL LOUVER Maximum 3 optical accessories

¹ 90+ CRI available up to 4000lm
² 97+ CRI available up to 3000lm

³ Universal voltage (120/277V) available up to 2200lm
Not available with "LE" Phase dimming driver option
⁴ Forward phase/Reverse phase driver available in 120V only

PERFORMANCE CHART (Per fixture head)

80+ CRI (Based on 35K and 40° Beam Angle)

LUMEN OUTPUT	SYSTEM WATTS	DELIVERED LUMENS	EFFICACY LM/W
1000 LUMENS	10.0	921	91.8
1500 LUMENS	14.0	1289	91.8
2200 LUMENS	20.7	1896	91.8
3000 LUMENS	32.9	2578	78.3
4000 LUMENS	44.6	3345	75.0
5000 LUMENS	54.2	3932	72.6

90+ CRI (Based on 35K and 40° Beam Angle)

LUMEN OUTPUT	SYSTEM WATTS	DELIVERED LUMENS	EFFICACY LM/W
1000 LUMENS	10.0	788	78.6
1500 LUMENS	16.0	1261	78.6
2200 LUMENS	24.8	1948	78.6
3000 LUMENS	32.9	2252	68.4
4000 LUMENS	44.6	2944	66.0
5000 LUMENS	N/A	N/A	N/A

97+ CRI (Based on 35K and 40° Beam Angle)

LUMEN OUTPUT	SYSTEM WATTS	DELIVERED LUMENS	EFFICACY LM/W
1000 LUMENS	10.0	692	69.0
1500 LUMENS	16.0	1107	69.0
2200 LUMENS	24.8	1710	69.0
3000 LUMENS	32.9	2035	61.8
4000 LUMENS	N/A	N/A	N/A
5000 LUMENS	N/A	N/A	N/A

LUMEN OUTPUT ADJUSTMENT FACTORS: (27K=0.945) (30K=0.985) (35K=1.00) (40K=1.01)

EDITION 06/19



TECHNICAL**HOUSING**

Extruded aluminum frame with fabricated mitered corners
Standard clear etched anodized finish with black anodized option
Electrical enclosures fabricated in steel. Standard matte silver powder coated finish
Modified and custom configurations available

ADJUSTABILITY

Solid machined aluminum double gimbal with dual axis adjustability
Each double gimbal can be locked in place

OPTICS

Regressed LED source for enhanced glare control
Proprietary anodized, aluminum reflectors are field replaceable
Available in 20°, 40°, and 60°

ELECTRICAL

Standard 0-10V, 100-1% dimming and 0.9 power factor
Standard 120/277V universal voltage drivers. Optional 347V 0-10V driver
Lutron EcoSystem and eldoLED Dali options available with 100-1% dimming
120V Forward Phase/Reverse Phase driver option with 100-1% dimming

LED SYSTEM

Citizen LED module (field replaceable)
Color consistency < 2 SDCM
Standard (80+CRI). Optional (90+ and 97+CRI)
Available in 27K, 30K, 35K, and 40K
Average rated life of > 50,000 hours
5-year warranty

MOUNTING

Aircraft cable suspension with adjustable locking fasteners
Suitable for various ceilings applications (see mounting details)
Suitable for various grid ceilings applications (see mounting details)
All mounting canopies provided in white finish as standard

LISTING

ETL listed and tested to UL standards. Suitable for dry and damp locations

WARRANTY

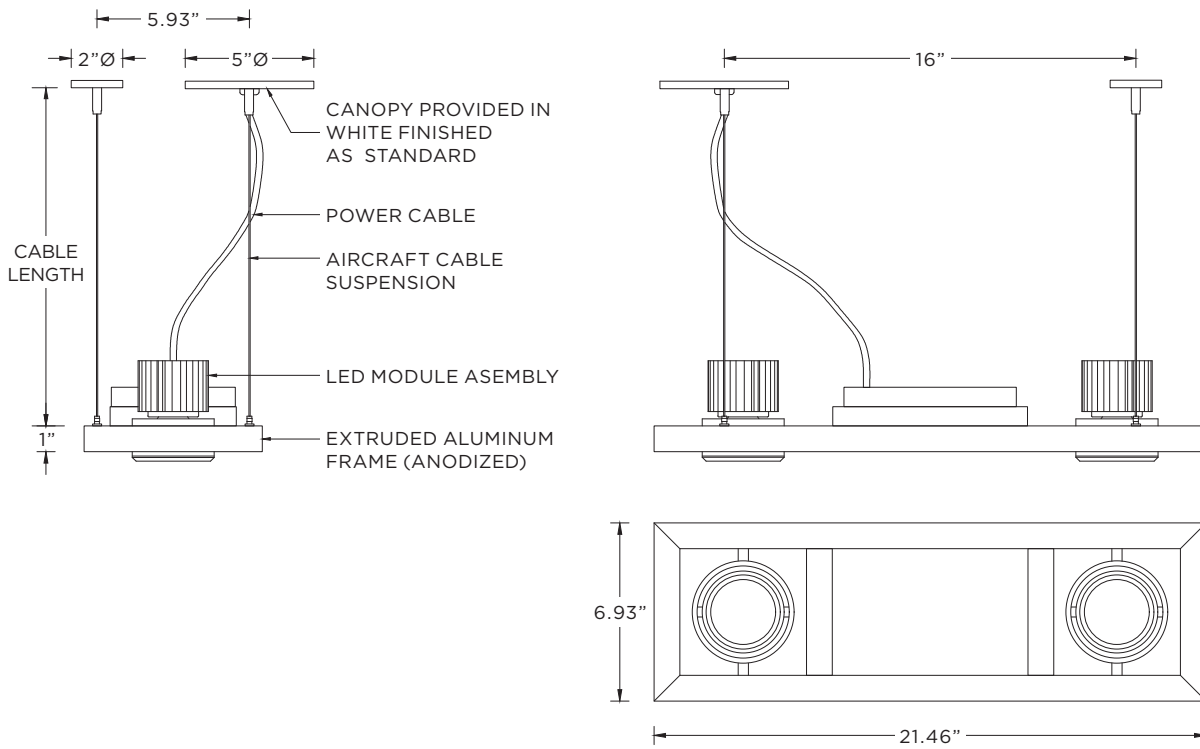
5 Year warranty on LED and drivers
Manufacturer 1-year warranty for defects in material and workmanship under normal use
Ambient temperature at fixture should not exceed 25°C

3G

3G-PMF2

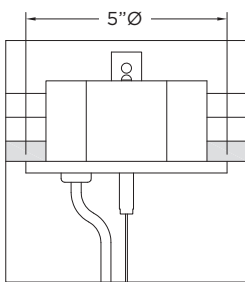
LIGHTING 2 LIGHT MADISON INFORMA PENDANT MOUNTED

DRAWINGS AND DIMENSIONS

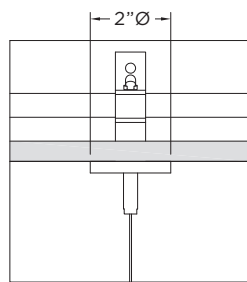


MOUNTING

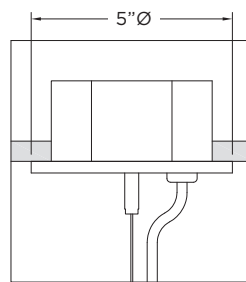
GRID POWER FEED



GRID NON POWER FEED



DRYWALL POWER FEED



DRYWALL NON POWER FEED

