

# 3GQ 3GQ-PCL45R

4.5" DIAMETER CYLINDER  
PENDANT MOUNTED

4.5" diameter high performance cylinder  
Companion to 3G-DL45R series downlight family  
Extruded aluminum housing with powder coated finish  
Twist and lock construction and no visible hardware  
Regressed LED source for enhanced glare control  
2 SDSC, Citizen LED source available in 30K and 35K (80+ CRI)  
Universal voltage, 0-10V driver with 100-1% dimming range



**10 DAY QUICKSHIP**  
**Max Order Size: 50 pcs**

## ORDERING INFORMATION

<b>PROJECT:</b>	<input type="text"/>	<b>TYPE:</b>	<input type="text"/>
<b>CATALOG #:</b>	<input type="text"/>	<b>DATE:</b>	<input type="text"/>

CAT. NO	LUMEN OUTPUT	CRI	COLOR TEMP	BEAM ANGLE	VOLTAGE
<b>3GQ-PCL45R</b>	<b>10</b> - 1000 LUMENS <b>15</b> - 1500 LUMENS <b>22</b> - 2200 LUMENS <b>30</b> - 3000 LUMENS	<b>S80</b> - 80+ CRI	<b>30K</b> - 3000K <b>35K</b> - 3500K	<b>20D</b> - 20° <b>40D</b> - 40° <b>60D</b> - 60° <b>90D</b> - 90° *	<b>UNV</b> - 120/277V
				* 90D reflector supplied standard with lens	

DRIVER	CYLINDER & INSERT FINISH	CANOPY FINISH	SUSPENSION TYPE
<b>DIM</b> - 0-10V (STANDARD 100-1%)	<b>WH</b> - WHITE	<b>WCN</b> - WHITE	<b>WC</b> - WHITE CABLE <b>CC</b> - CLEAR CABLE <b>RSW</b> - WHITE RIGID STEM

SUSPENSION LENGTH	OPTIONS
<b>C60</b> - 60" CABLE <b>C120</b> - 120" CABLE <b>S48</b> - 48" STEM	<b>SB70</b> - SANDBLASTED LENS <b>SF70</b> - SOFTENING LENS
All suspension options are field cuttable	Maximum 1 optical accessory

Refer to standard specification sheets for complete details. Please note that only options shown above qualify for 10 day 3GQ program DEC 8, 2020

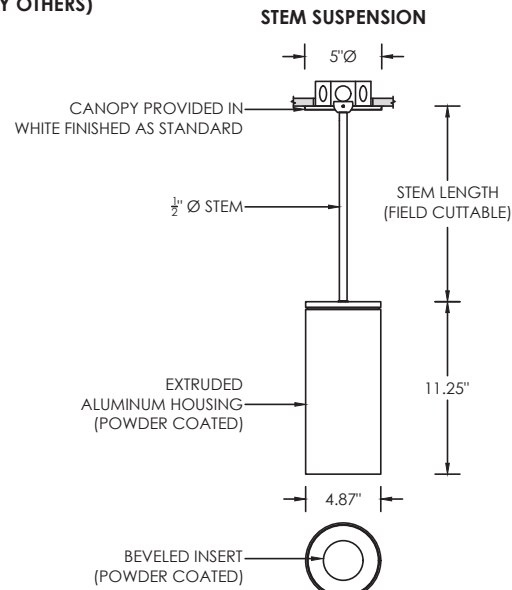
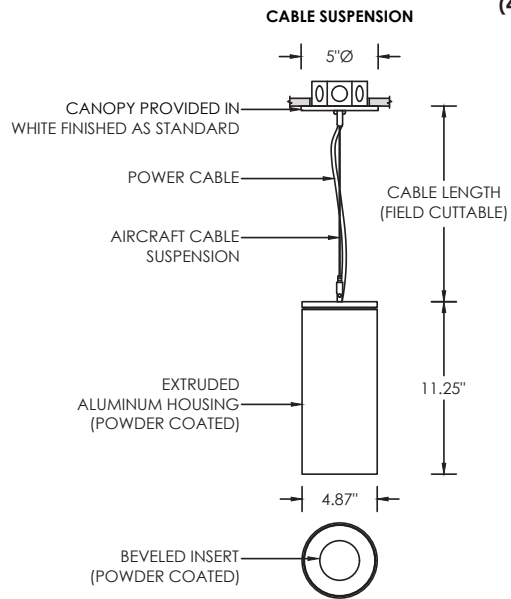
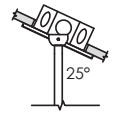
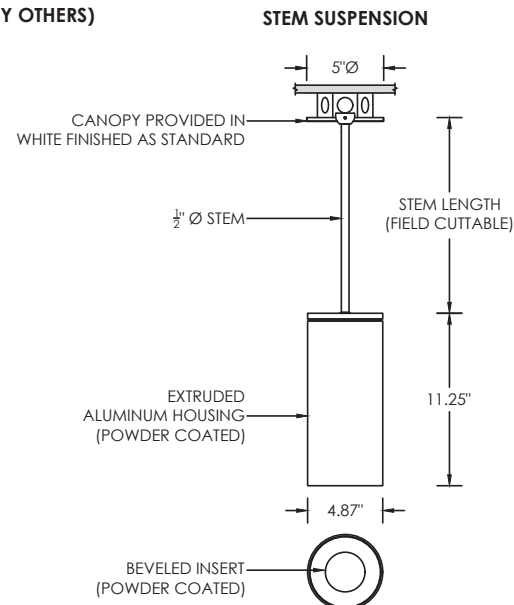
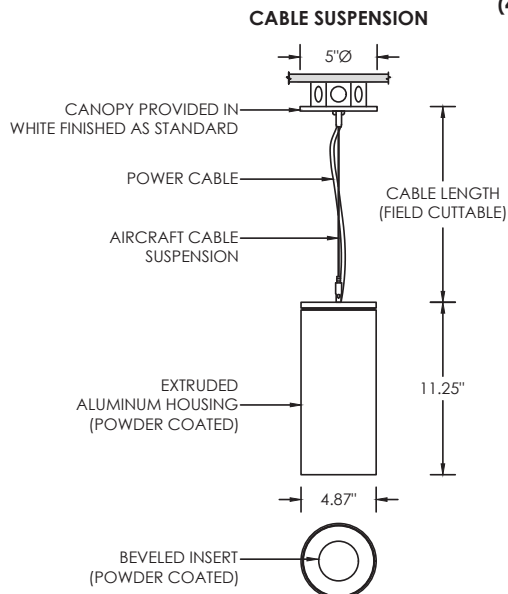


Copyright 2019 3G Lighting | [www.3glighting.com](http://www.3glighting.com) | P: 905-850-2305 TF: 888-448-0440  
3G reserves the right to change, without notice, specifications or materials for product improvement.



**3GQ-PCL45R**

4.5" DIAMETER CYLINDER PENDANT MOUNTED

**DRAWINGS AND DIMENSIONS****RECESSED J-BOX  
(4" OCTAGONAL BY OTHERS)****SUITABLE FOR  
SLOPED CEILING****SURFACE MOUNTED J-BOX  
(4" OCTAGONAL BY OTHERS)****SUITABLE FOR  
SLOPED CEILING**