

3G LIGHTING

3G-PM1M5

1 LIGHT MINI MADISON PENDANT
DYNAMIC WHITE



Extruded aluminum housing with fabricated mitered corners
Housing design features a beveled edge with no visible hardware
Machined aluminum double gimbal. Adjustable and lockable
1.95" Regressed LED source for enhanced glare control
Dim to Warm LED option up to 2000lm (90+ CRI)
Adjustable aircraft cable suspension
1% dimming standard with integral drivers



PROJECT:		TYPE:	
CATALOG#:		DATE:	QTY:

CAT. NO	LED SOURCE	LUMEN OUTPUT	CRI	BEAM ANGLE	VOLTAGE
3G-PM1M5	DW - DIM TO WARM (1800K-3000K)	08 - 800 LUMENS 12 - 1200 LUMENS 20 - 2000 LUMENS	H90 - 90+ CRI	20D - 20° ¹ 30D - 30° 40D - 40° 50D - 50° 60D - 60° 90D - 90°	UNV - 120/277V 120 - 120V

DRIVER	GIMBAL FINISH	HOUSING INTERIOR & EXTERIOR	CABLE LENGTH
DIM - 0-10V (100-1%) LE - PHASE DIM ² (TRIAC/ELV, 100-1%)	NG - NATURAL ALUMINUM BG - BLACK GIMBAL WG - WHITE GIMBAL	WH - WHITE BK - BLACK SV - SILVER	60" - 60" 120" - 120"

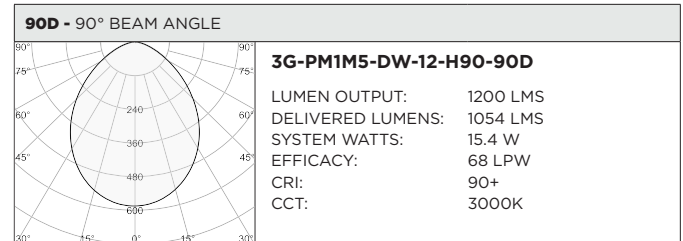
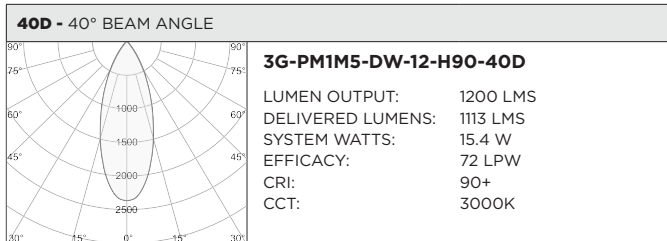
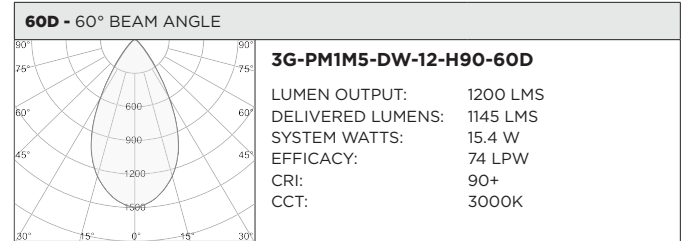
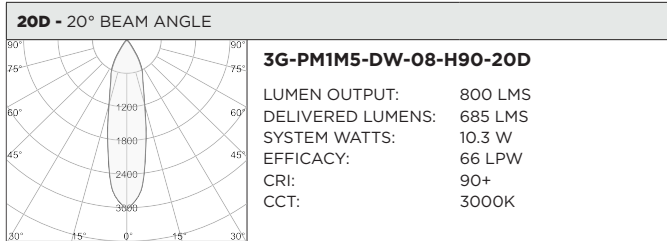
OPTIONS
<p>HXB - BLACK HEXCELL LOUVER LS - LINEAR SPREAD LENS SB - SANDBLASTED LENS SF - SOFTENING LENS STB - BLACK SNOOT STN - NATURAL SNOOT STW - WHITE SNOOT BCN - BLACK CANOPY SCN - SILVER CANOPY</p> <p><small>*Maximum 2 optical accessories</small></p>

¹ 20D reflector available with 800 lumen output only
² Phase dimming options available in 120V only

3GD - Warm Dim

BASED ON 60° BEAM ANGLE AND 3000K

LUMEN OUTPUT	90+ CRI (3000K)		
	DELIVERED LUMENS	SYSTEM WATTS	EFFICACY (LPW)
800LMs	N/A	N/A	N/A
1200LMs	1145	15.4	74
2000LMs	1611	23.2	69



HOUSING

Extruded aluminum housing with fabricated mitered corners
 Housing design features a beveled edge with no visible hardware
 Integral driver compartment fabricated in cold rolled steel
 Standard polyester powder coated interior and exterior available in matte white, matte black, and matte silver

ADJUSTABILITY

Solid aluminum, 50mm machined double gimbals with dual axis adjustability (30°x20°)
 Each double gimbal can be locked into place

OPTICS

Regressed LED source for enhanced glare control
 Proprietary anodized, aluminum reflectors are field replaceable
 Available in 20°, 30°, 40°, 50°, 60°, and 90°

LISTING

ETL listed and conforms to UL1598 standard. Certified to CSA22.2 NO.250.0. Rated for indoor dry or damp locations

WARRANTY

5 Year Warranty on LED and drivers
 Manufacturer 1 Year Warranty for defects in material and workmanship under normal use
 Ambient temperature at fixture should not exceed 25°C

ELECTRICAL

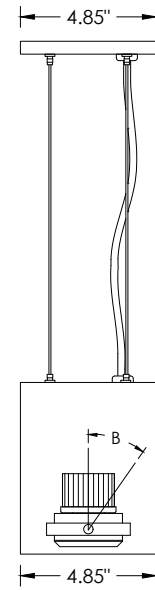
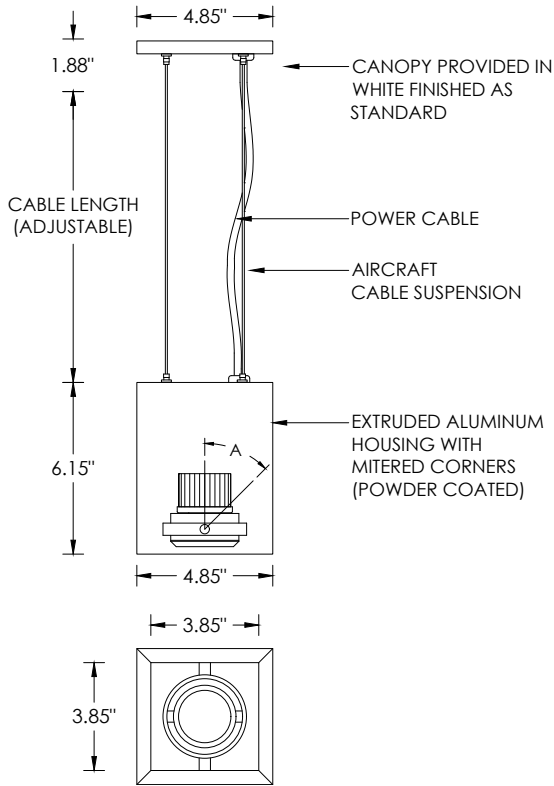
Standard 0-10V, constant current drivers with 100-1% dimming range and >0.9 power factor
 Standard 120/277V universal voltage drivers. Optional 347V, 0-10V drivers
 120V Forward Phase/Reverse Phase driver option with 100-1% dimming range
 eidoLED 0-10V driver option available with 100-0.01% dimming range
 eidoLED DALI and Lutron EcoSystem driver options available with 100-1% dimming range
 DMX driver option available with 100-0% dimming range
 All drivers are integral and easily accessible through fixture aperture

LED SYSTEM

Citizen LED module (field replaceable)
 Color consistency <3 SDCM
 Standard 90+ CRI
 Dim to Warm (1800K-3000K)
 Tunable White (2700K-6500K)
 L70 >50,000 hours
 5 Year Warranty

MOUNTING

Suitable for drywall, concrete, wood, grid ceiling, and other architectural ceilings (see mounting details)
 Adjustable aircraft cable suspension with locking fasteners (60" length standard)
 Standard, 18-gauge, 5 conductor single circuit power feed (clear braided finish)
 Fixture mounts to a standard junction box
 All mounting canopies provided in matte white powder coated finish as standard



LUMEN OUTPUT	A	B
Up to 1200lm	20°	30°
2000lm	30°	20°

MOUNTING DETAILS

