

3G LIGHTING

3G-PMZ12

12" ZOIE PENDANT



12" linear pendant with narrow 1.14" aperture and extruded aluminum housing
 Regressed LED source with enhanced glare control and UGR <16
 Standard 90+ CRI LED system with performance up to 122 LPW
 Delivered lumen range up to 2500lm at 90+ CRI
 15° to 55° beam angle options suitable for various applications
 Matte black and matte white multi faceted louvers
 Companion to 3G's Zoie product family

PROJECT:		TYPE:	
CATALOG#:		DATE:	QTY:

CAT. NO	LUMEN OUTPUT	CRI	COLOR TEMP	BEAM ANGLE	VOLTAGE
3G-PMZ12	10 - 1000 LUMENS 15 - 1500 LUMENS 20 - 2000 LUMENS 25 - 2500 LUMENS <small>All lumen outputs are delivered lumens at 90+ CRI</small>	H90 - 90+ CRI	27K - 2700K 30K - 3000K 35K - 3500K 40K - 4000K	15D - 15° 35D - 35° 55D - 55°	UNV - 120/277V 120 - 120V

DRIVER	HOUSING FINISH	LOUVER FINISH	CABLE LENGTH
DIM - 0-10V (100-1%) LE - PHASE DIM (TRIAC/ELV, 100-1%) ¹ RD01 - 0-10V (100-0.1%) RDALI - REMOTE DALI (100-1%) ² RDMX - REMOTE DMX (100-0%) RDHL2 - REMOTE LUTRON (100-0%)	WH - WHITE BK - BLACK SV - SILVER	WLV - WHITE BLV - BLACK	60" - 60" 120" - 120"

OPTIONS
EMR - EMERGENCY BATTERY (REMOTE) BCN - BLACK CANOPY EMR - BLACK CABLE

¹ Phase dimming option available in 120V only

² DALI-2 (Type 6) provided as standard. Please consult factory for DALI (Type 8) options

PERFORMANCE

LUMEN OUTPUT	DELIVERED LUMENS	SYSTEM WATTS	EFFICACY (LPW)
1000	1000	8.8	114
1500	1500	13.3	112
2000	2000	19.4	103
2500	2500	24.7	101

BASED ON 90+ CRI, 3500K, 35D OPTIC
Lumen output and actual wattage may vary +/- 5%

HOUSING

Extruded aluminum housing with narrow 1.5" aperture
Machined aluminum end caps
Standard polyester powder coated housing finish available in matte white, black, and silver

OPTICS

Proprietary multi-faceted reflectors with UGR <16
Beam angles available in 15°, 35°, and 55°
1.14" apertures with enhanced glare control
Matte black or matte white faceted louver finish

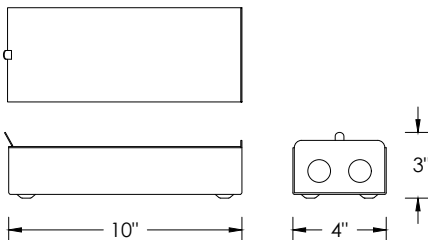
ELECTRICAL

Standard 0-10V, constant current drivers
100-1% dimming range and >0.9 power factor
120V Forward Phase/Reverse Phase driver option (100-1%)
Integral and remote driver options available
Integral driver options easily accessible through luminaire aperture

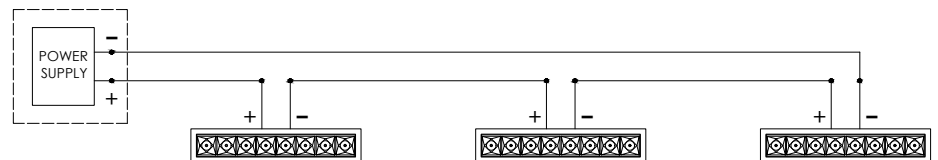
REMOTE DRIVER OPTIONS

3G DRIVER CODE	DIMMING METHOD	DIMMING RANGE	VOLTAGE	MAX. DISTANCE	NUMBER OF 3G-RMZ4
RDO1	0-10V	100-0.1%	120-277V	100ft (12AWG)	1
RDALI	DALI	100-1%	120-277V	100ft (12AWG)	1
RDMX	DMX	100-0.1%	120-277V	100ft (12AWG)	1
RDHL2	LUTRON ECOSYSTEM	100-0.1%	120-277V	100ft (12AWG)	1

REMOTE DRIVER ENCLOSURE



WIRING DIAGRAM



Multiple Zoie fixtures must be connected in series

MULTIPLIERS

BEAM ANGLE	
15D	0.94
35D	1.00
55D	0.80

COLOR TEMP	
2700K	0.94
3000K	0.97
3500K	1.00
4000K	1.07

LED SYSTEM

Standard 90+ CRI, <2 SDCM
Available in 27K, 30K, 35K, and 40K
L90 > 60,000 hours

MOUNTING

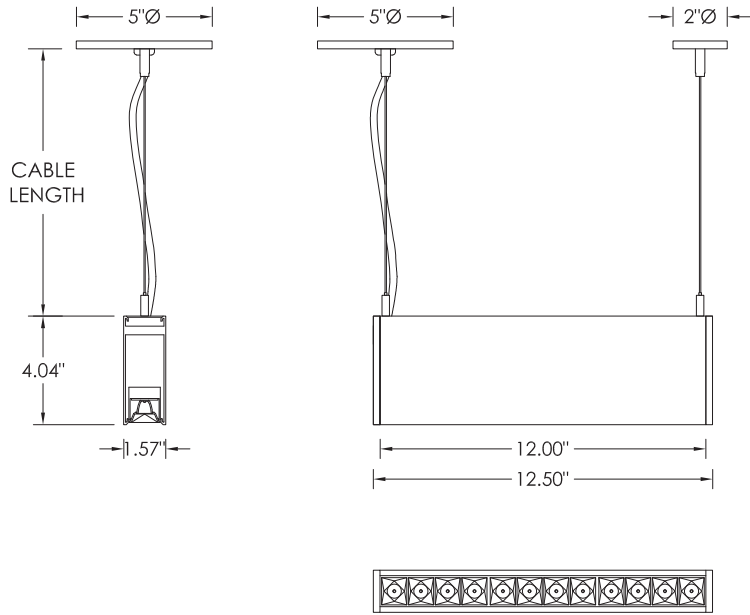
Adjustable aircraft cable suspension with locking fastener
Standard, 18-gauge, 5 conductor single circuit power feed (clear braided finish)
All mounting canopies provided in white finish as standard
Suitable for various architectural ceilings (see mounting details)

LISTING

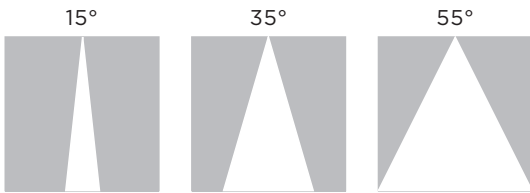
ETL listed and conforms to UL1598 standard
Certified to CSA22.2 NO.250.0.
Rated for dry locations

WARRANTY

5 year limited warranty
LED system rated for operation in ambient environments up to 25°C



BEAM ANGLE



MOUNTING DETAILS

