



## 3G-1PLI-D

1.5" LINEAR PENDANT  
DIRECT



Narrow 1.5" aperture with one piece extruded aluminum housing  
Individual or continuous runs available in multiple run configurations  
Direct distribution with multiple lumen output options  
High-efficacy LED performance up to 117 lumens per watt  
Delivered lumen range up to 1020 lumens per foot  
Extruded acrylic lens available in flush and 0.5" drop lens options  
Widespread and Asymmetric optics available  
1% dimming standard with several driver options

PROJECT:		TYPE:	
CATALOG#:		DATE:	QTY:

CAT. NO	LUMEN OUTPUT	CRI	COLOR TEMP	VOLTAGE
3G-1PLI-D	<b>D250</b> - 250 LM/FT <sup>1</sup> <b>D500</b> - 500 LM/FT <b>D750</b> - 750 LM/FT <b>D1000</b> - 1000 LM/FT <sup>2</sup> <b>DC__</b> - CUSTOM OUTPUT (SPECIFY LM/FT) *  <small>*Specify custom lumen outputs in 50lm increments (ie: DC600, DC650, DC700) Custom output cannot exceed D1000</small>	<b>S80</b> - 80+ CRI <sup>3</sup> <b>H90</b> - 90+ CRI	<b>27K</b> - 2700K <b>30K</b> - 3000K <b>35K</b> - 3500K <b>40K</b> - 4000K	<b>UNV</b> - 120/277V <b>347</b> - 347V <sup>4</sup>

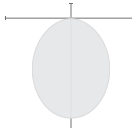
DRIVER	LENS OPTION	FINISH	CABLE LENGTH
<b>DIM</b> - 0-10V (100-1%) <b>D01</b> - 0-10V (100-0.1%) <b>DALI</b> - DALI (100-1%) <sup>5</sup> <b>DHL2</b> - LUTRON HI-LUME (1% ECOSYSTEM) <b>DMX</b> - DMX (100-0%)	<b>FL</b> - FLUSH LENS <b>DD0.5</b> - 0.5" DROP LENS <b>DWSO</b> - WIDESPREAD LENS (BATWING) <b>DASY</b> - ASYMMETRIC LENS	<b>WH</b> - WHITE <b>BK</b> - BLACK <b>SV</b> - SILVER  <small>All mounting canopies provided in white as standard</small>	<b>60"</b> - 60" <b>120"</b> - 120"

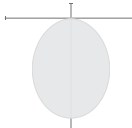
OPTIONS	RUN TYPE
<b>EMB</b> - EMERGENCY BATTERY * (INTEGRAL) <b>EMC</b> - EMERGENCY CIRCUIT <b>MC2</b> - MULTIPLE CIRCUITS (2 ZONES) <b>MC3</b> - MULTIPLE CIRCUITS (3 ZONES) <b>BCN</b> - BLACK CANOPY <b>BC</b> - BLACK POWER CABLE  <small>*Minimum 4' section</small>	<b>S</b> - ____' (STRAIGHT) * <b>L</b> - ____'X ____' (L-SHAPE) <b>U</b> - ____'X ____'X ____' (U-SHAPE) <b>R</b> - ____'X ____' (RECTANGLE/SQUARE) <b>T</b> - ____'X ____' (T-SHAPE) <b>X</b> - ____'X ____' (X-SHAPE) <b>CUS</b> - ____ (CUSTOM LAYOUT - PROVIDE DRAWING)  <small>*Individual units available from 2' to 8' Continuous runs available in 1" increments as standard</small>

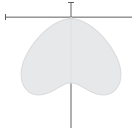
- <sup>1</sup> D250 (250LM/FT) not available in 2' length with DALI, D01, DMX, or DHL2. Specify minimum DC350 for those driver options  
<sup>2</sup> D1000 (1000LM/FT) not available with H90 (90+ CRI)  
<sup>3</sup> S80 (80+ CRI) not available with 27K  
<sup>4</sup> 347 available in "DIM" 0-10V only (100-1%)  
<sup>5</sup> DALI-2 (Type 6) provided as standard. Please consult factory for DALI (Type 8) options


DELIVERED LUMENS PER FOOT BASED ON 80+ CRI 3500K LED SOURCE

**LENS OPTION**

FLUSH	DELIVERED LUMENS	SYSTEM WATTS	EFFICACY (LPW)
	250	2.3	107
	500	4.7	107
	750	7.0	108
	1000	9.6	104

0.5" DROP	DELIVERED LUMENS	SYSTEM WATTS	EFFICACY (LPW)
	250	2.3	107
	500	4.7	107
	750	7.0	108
	1000	9.6	104

WIDESPREAD	DELIVERED LUMENS	SYSTEM WATTS	EFFICACY (LPW)
	250	2.2	112
	500	4.5	112
	750	6.9	109
	1000	9.4	107

ASYMMETRIC	DELIVERED LUMENS	SYSTEM WATTS	EFFICACY (LPW)
	250	2.2	112
	500	4.5	112
	750	6.5	115
	1000	9.0	111

**LUMEN OUTPUT MULTIPLIERS**

COLOR TEMP	80+ CRI	90+ CRI
2700K	N/A	0.78
3000K	0.97	0.83
3500K	1.00	1.00
4000K	1.02	1.02

**HOUSING**

Extruded aluminum housing with narrow 1.5" aperture  
Die cast aluminum end caps add 1/4" to each end of luminaire  
Individual units and continuous runs available in 1" increments as standard  
24-gauge LED reflector with high reflectance white powder coated finish  
Standard polyester powder coated matte white finish. Optional finishes available

**OPTICS**

Extruded, satin acrylic lens designed for optimal performance and glare control. Up to 8' continuous  
High performance asymmetric optics available

**LISTING**

ETL listed and conforms to UL1598 standard. Certified to CSA22.2 NO.250.0. Rated for indoor dry or damp locations

**WARRANTY**

5 Year Warranty on LED and drivers  
Manufacturer 1 Year Warranty for defects in material and workmanship under normal use  
Ambient temperature at fixture should not exceed 25°C

**ELECTRICAL**


Standard 0-10V, constant current drivers with 100-1% dimming range and >0.9 power factor  
Standard 120/277V universal voltage with several driver options  
Luminaires are pre-wired with factory installed quick connects and branch circuit wiring  
All drivers are integral and easily accessible through luminaire aperture  
Minimum 4' and maximum 6' length for each integral emergency battery. 10W output for 90 minutes

**LED SYSTEM**

Proprietary LED system with color consistency <3 SDCM  
Available in 27K, 30K, 35K, and 40K  
Standard 80+CRI. Optional 90+CRI  
R9 value of 56 for 90+CRI  
L90 >60,000 hours  
5 Year Warranty

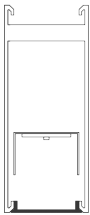
**MOUNTING**

Toolless installation with 3G's proprietary mounting system  
Internal, toolless joiner system (latch and hook) easily connects multiple sections together  
LED reflectors remain within each fixture section during installation with 3G's click and lock spring system  
Adjustable aircraft cable suspension with locking fasteners (60" length standard)  
White cable and white mounting canopies provided as standard  
Suitable for various architectural ceilings (see mounting details)  
Fixture weight: +/- 2.5 lb/ft

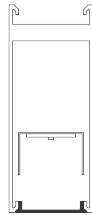


## LENS OPTION

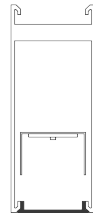
### FL - FLUSH



### DWSO - WIDESPREAD

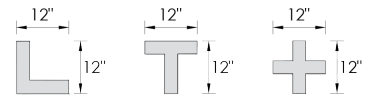


### DASY - ASYMMETRIC



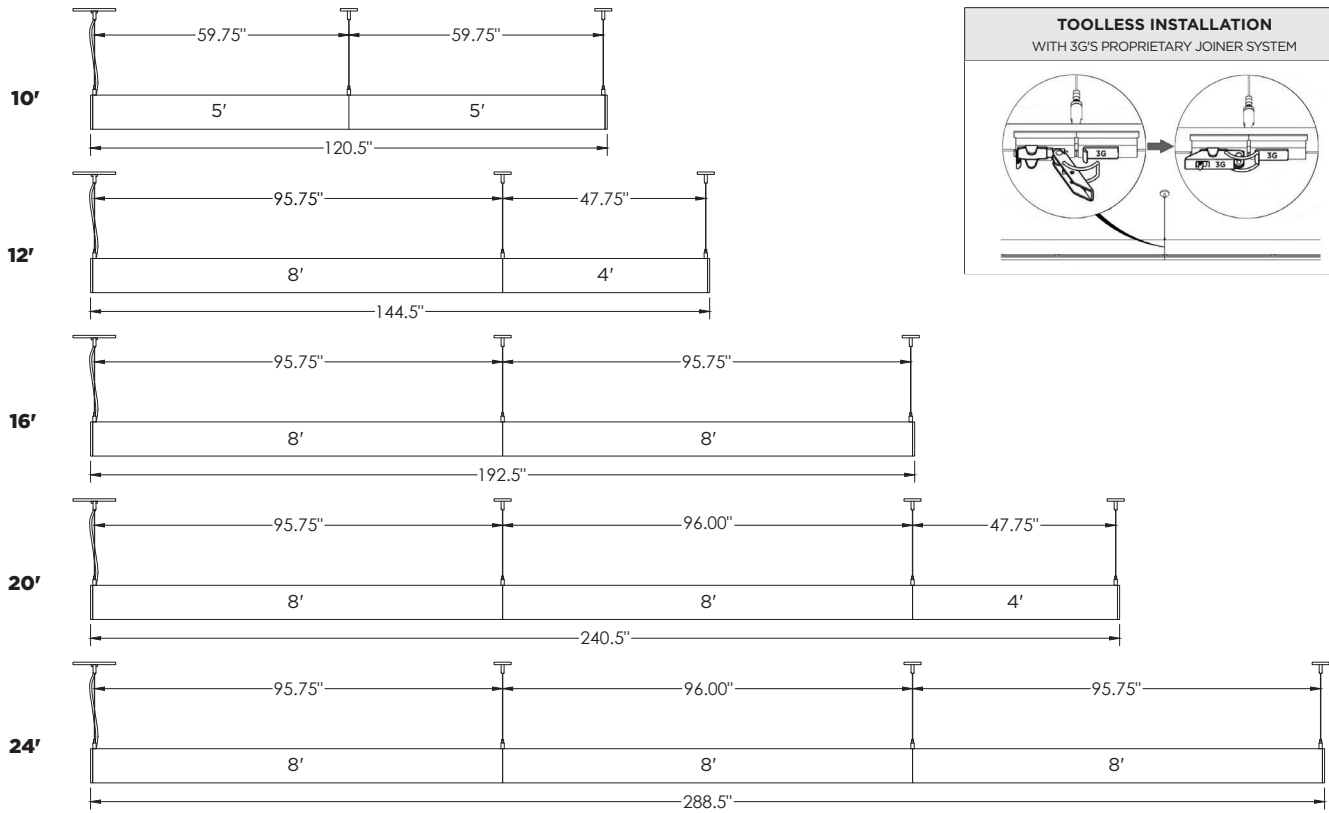
## PATTERNS

Specify pattern shape and overall dimensions as shown below  
Patterns are connected with fully illuminated 12"x12" L, T, and X-shaped sections  
Please consult factory for custom patterns and shapes not shown below



L-SHAPE	U-SHAPE	RECTANGLE/SQUARE	T-SHAPE	X-SHAPE
Provide dimensions of AxB Example: <b>L</b> - 6'x8'	Provide dimensions of AxBxC Example: <b>U</b> - 8'x10'x6"	Provide dimensions of AxB Example: <b>R</b> - 10'x8'	Provide dimensions of AxB Example: <b>T</b> - 14'x6'	Provide dimensions of AxB Example: <b>X</b> - 14'x14'

**TYPICAL SECTION MOUNTING**



**NOTE:**

Run lengths and configurations not shown are available in 1" increments as standard

**MOUNTING DETAILS**

