



## 3G-PMZ12

12" ZOIE PENDANT

12" linear pendant with narrow 1.14" aperture and extruded aluminum housing  
Regressed LED source with enhanced glare control and UGR <16  
Standard 90+ CRI LED system with performance up to 122 LPW  
Delivered lumen range up to 2500lm at 90+ CRI  
15° to 55° beam angle options suitable for various applications  
Matte black and matte white multi faceted louvers  
Companion to 3G's Zoie product family



PROJECT:					TYPE:			
CATALOG#:					DATE:		QTY:	

CAT. NO	LUMEN OUTPUT	CRI	COLOR TEMP	BEAM ANGLE	VOLTAGE
3G-PMZ12	10 - 1000 LUMENS 15 - 1500 LUMENS 20 - 2000 LUMENS 25 - 2500 LUMENS  All lumen outputs are delivered lumens at 90+ CRI	H90 - 90+ CRI	27K - 2700K 30K - 3000K 35K - 3500K 40K - 4000K	15D - 15° 35D - 35° 55D - 55°	UNV - 120/277V 120 - 120V

DRIVER	HOUSING FINISH	LOUVER FINISH	CABLE LENGTH
DIM - 0-10V (100-1%) LE - PHASE DIM (TRIAC/ELV, 100-1%) <sup>1</sup> RD01 - 0-10V (100-0.1%) RDALI - REMOTE DALI (100-1%) <sup>2</sup> RDMX - REMOTE DMX (100-0%) RDHL2 - REMOTE LUTRON (100-0%)	BK - BLACK WH - WHITE SV - SILVER	BLV - BLACK WLV - WHITE	60" - 60" 120" - 120"

OPTIONS
BCN - BLACK CANOPY BC - BLACK POWER CABLE EMR - EMERGENCY BATTERY (REMOTE)

<sup>1</sup> Phase dimming option available in 120V only

<sup>2</sup> DALI-2 (Type 6) provided as standard. Please consult factory for DALI (Type 8) options

## PERFORMANCE

LUMEN OUTPUT	DELIVERED LUMENS	SYSTEM WATTS	EFFICACY (LPW)
1000	1000	8.8	114
1500	1500	13.3	112
2000	2000	19.4	103
2500	2500	24.7	101

BASED ON 90+ CRI, 3500K, 35D OPTIC  
Lumen output and actual wattage may vary +/- 5%

## HOUSING

Extruded aluminum housing with narrow 1.5" aperture  
Machined aluminum end caps  
Standard polyester powder coated housing finish available in matte white, black, and silver

## OPTICS

Proprietary multi-faceted reflectors with UGR <16  
Beam angles available in 15°, 35°, and 55°  
1.14" apertures with enhanced glare control  
Matte black or matte white faceted louver finish

## ELECTRICAL

Standard 0-10V, constant current drivers  
100-1% dimming range and >0.9 power factor  
120V Forward Phase/Reverse Phase driver option (100-1%)  
Integral and remote driver options available  
Integral driver options easily accessible through luminaire aperture

## MULTIPLIERS

BEAM ANGLE	
15D	0.94
35D	1.00
55D	0.80

COLOR TEMP	
2700K	0.94
3000K	0.97
3500K	1.00
4000K	1.07

## LED SYSTEM

Standard 90+ CRI, <2 SDCM  
Available in 27K, 30K, 35K, and 40K  
L90 > 60,000 hours

## MOUNTING

Adjustable aircraft cable suspension with locking fastener  
White cable and white mounting canopies provided as standard  
Suitable for various architectural ceilings (see mounting details)

## LISTING

ETL listed and conforms to UL1598 standard  
Certified to CSA22.2 NO.250.0.  
Rated for dry locations

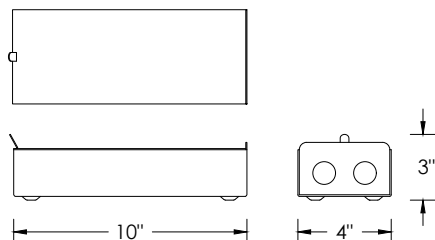
## WARRANTY

5 year limited warranty  
LED system rated for operation in ambient environments up to 25°C

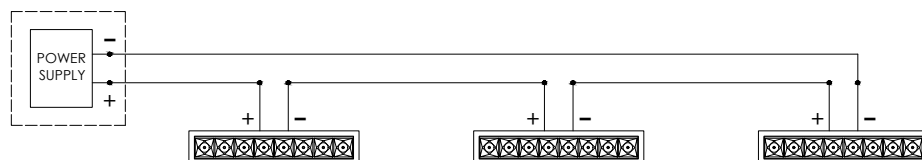
## REMOTE DRIVER OPTIONS

3G DRIVER CODE	DIMMING METHOD	DIMMING RANGE	VOLTAGE	MAX. DISTANCE	NUMBER OF 3G-RMZ4
<b>RD01</b>	0-10V	100-0.1%	120-277V	100ft (12AWG)	<b>1</b>
<b>RDALI</b>	DALI	100-1%	120-277V	100ft (12AWG)	<b>1</b>
<b>RDMX</b>	DMX	100-0.1%	120-277V	100ft (12AWG)	<b>1</b>
<b>RDHL2</b>	LUTRON ECOSYSTEM	100-0.1%	120-277V	100ft (12AWG)	<b>1</b>

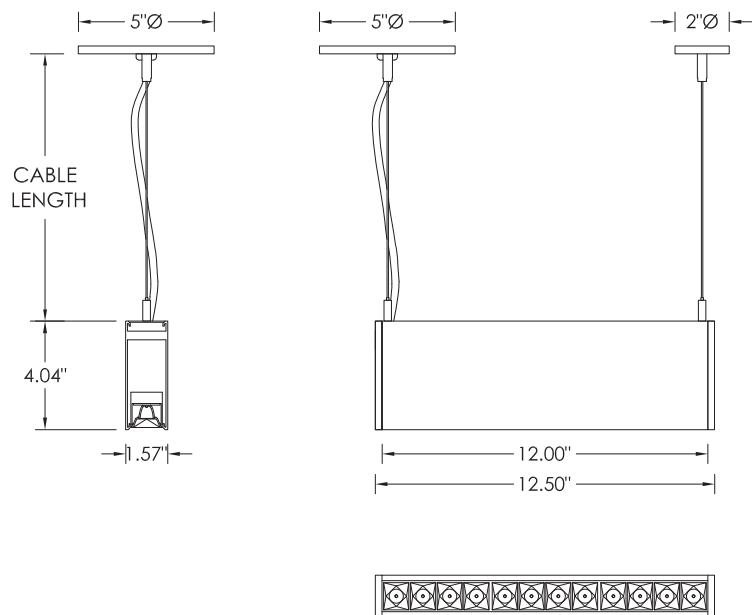
## REMOTE DRIVER ENCLOSURE



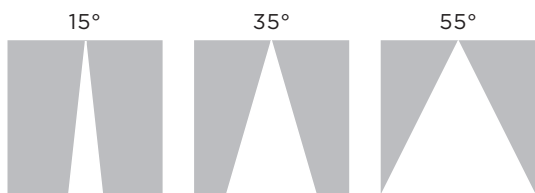
## WIRING DIAGRAM



Multiple Zoie fixtures must be connected in series



**BEAM ANGLE**



**MOUNTING DETAILS**

