



## 3G-SDL33RF

3" DOWNLIGHT CYLINDER  
7" AND 11" HEIGHT  
DYNAMIC WHITE

3" diameter high performance cylinders  
Companion to 3G-DL33R series downlight family  
Extruded aluminum housing with powder coated finish  
Twist and lock construction and no visible hardware  
Regressed LED source for enhanced glare control  
Dim to Warm and Tunable White LED options up to 1200lm (90+ CRI)  
1% dimming standard with several integral driver options



**3GD 3GT**

PROJECT:		TYPE:	
CATALOG#:		DATE:	QTY:

CAT. NO	FIXTURE HEIGHT	LED SOURCE	LUMEN OUTPUT	CRI	BEAM ANGLE
3G-SDL33RF	7H - 7" HEIGHT <sup>1</sup> 11H - 11" HEIGHT	DW - DIM TO WARM (1800-3000K) TW - TUNABLE WHITE <sup>2</sup> (2700-6500K)	08 - 800 LUMENS 12 - 1200 LUMENS	H90 - 90+ CRI	20D - 20° <sup>3</sup> 30D - 30° 40D - 40° 50D - 50° 60D - 60° 90D - 90° * <small>*90D reflector supplied standard with lens</small>

VOLTAGE	DRIVER	HOUSING FINISH	INSERT FINISH
UNV - 120/277V 120 - 120V	DIM - 0-10V (100-1%) LE - PHASE DIM <sup>4</sup> (TRIAC/ELV, 100-1%) D01 - 0-10V (100-0.1%) <sup>2</sup> DALI - DALI (100-1%) <sup>2,5</sup> DHL2 - LUTRON HI-LUME (1% ECOSYSTEM) DMX - DMX (100-0%) <sup>2</sup> RDIM - REMOTE 0-10V (100-1%) RLE - REMOTE PHASE (TRIAC/ELV, 100-1%)	WH - WHITE BK - BLACK SV - SILVER CF - CUSTOM RAL COLOR	WI - WHITE BI - BLACK SI - SILVER CI - CUSTOM RAL COLOR

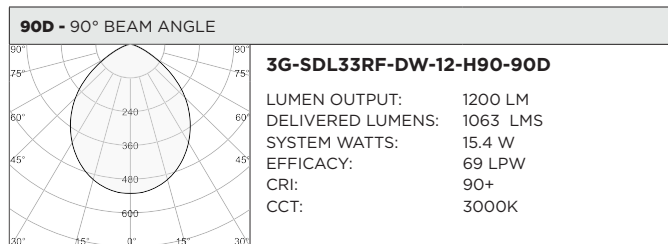
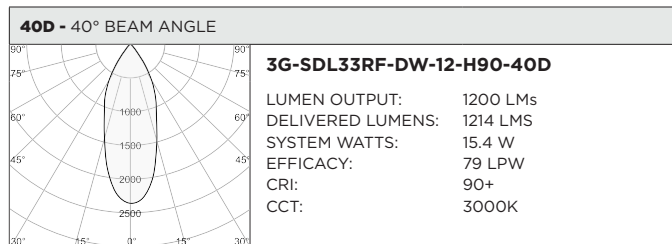
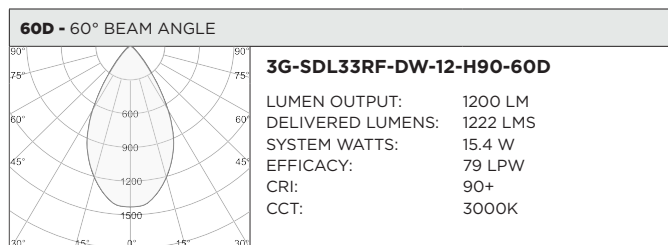
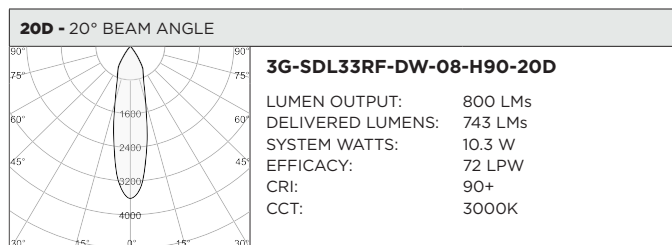
OPTIONS
LS - LINEAR SPREAD LENS SB - SANDBLASTED LENS SF - SOFTENING LENS (SUPPLIED STANDARD) CFW - WHITE CONDUIT FEED CANOPY CFB - BLACK CONDUIT FEED CANOPY CFS - SILVER CONDUIT FEED CANOPY FXC - SEAMLESS CANOPY OPTION  <small>Maximum 1 optical accessory only Not available with 90D reflector option *Seamless canopy mount (FXC) must be installed prior to ceiling installation</small>

- <sup>1</sup> 7H model available in Dim to Warm only. 800lm max with integral driver (DIM and LE). Select remote driver for 1200lm  
<sup>2</sup> Tunable White option not available in 7" height. 11" model available with D01, DALI and DMX driver options only  
<sup>3</sup> 20D reflector available with 800lm option only  
<sup>4</sup> Phase dimming options available in 120V only  
<sup>5</sup> DALI-2 (Type 6) provided as standard. Consult factory for DALI Type 8 option

**3GD** - Warm Dim  
**3GT** - Tunable White

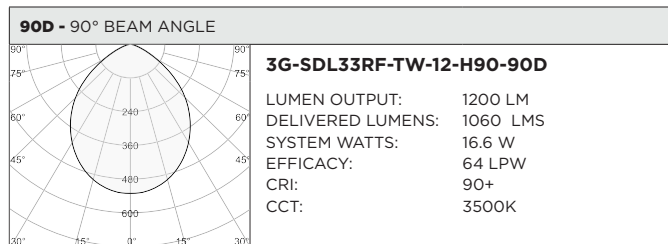
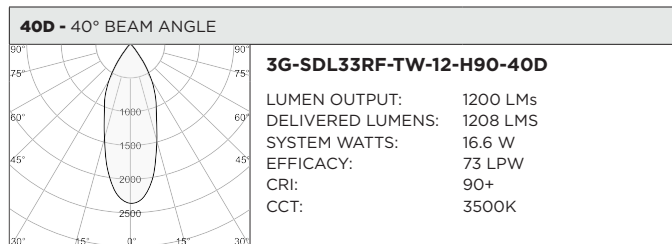
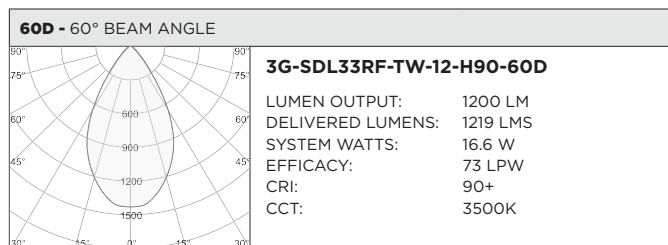
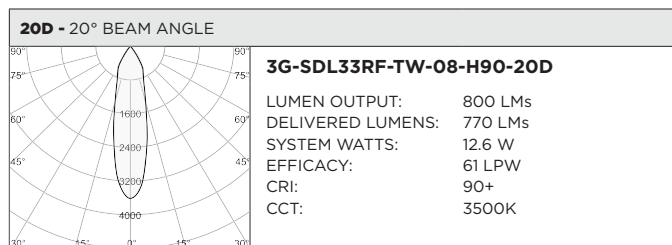
BASED ON 60° BEAM ANGLE AND 3000K SOURCE

LUMEN OUTPUT	90+ CRI		
	DELIVERED LUMENS	SYSTEM WATTS	EFFICACY (LPW)
<b>800LMs</b>	N/A	N/A	N/A
<b>1200LMs</b>	1222	15.4	79



BASED ON 60° BEAM ANGLE

LUMEN OUTPUT	90+ CRI (2700K)			90+ CRI (3500K)			90+ CRI (6500K)		
	DELIVERED LUMENS	SYSTEM WATTS	EFFICACY (LPW)	DELIVERED LUMENS	SYSTEM WATTS	EFFICACY (LPW)	DELIVERED LUMENS	SYSTEM WATTS	EFFICACY (LPW)
<b>800LMs</b>	N/A	N/A	N/A	N/A	N/A	N/A	N/A	N/A	N/A
<b>1200LMs</b>	1136	16.6	68	1219	16.6	73	1342	16.6	81



**HOUSING**

Extruded aluminum housing with powder coated finish  
Twist and lock construction with no visible hardware

**BEVELED INSERT**

3" aperture with regressed LED source for enhanced glare control  
Cast aluminum insert with matte powder coated finish

**OPTICS**

Proprietary anodized, aluminum reflectors are field replaceable (20° reflector not interchangeable)  
Available in 20°, 30°, 40°, 50°, 60° and 90°

**MOUNTING**

All hardware included for mounting to 4" octagonal junction box  
Seamless canopy option designed to mount to 4" octagonal junction box for new construction only  
Conduit feed cut-out canopy option designed to mount to 4" octagonal junction box  
Twist and lock mechanism

**WARRANTY**

5 Year Warranty on LED and drivers  
Manufacturer 1 Year Warranty for defects in material and workmanship under normal use  
Ambient temperature at fixture should not exceed 25°C

**ELECTRICAL**

Standard 0-10V, constant current drivers with 100-1% dimming range and >0.9 power factor  
Standard 120/277V universal voltage drivers  
120V Forward Phase/Reverse Phase driver option with 100-1% dimming range  
eldoLED 0-10V driver option available with 100-0.01% dimming range  
eldoLED DALI and Lutron EcoSystem driver options available with 100-1% dimming range  
DMX driver option available with 100-0% dimming range  
All drivers are integral and easily accessible through fixture aperture

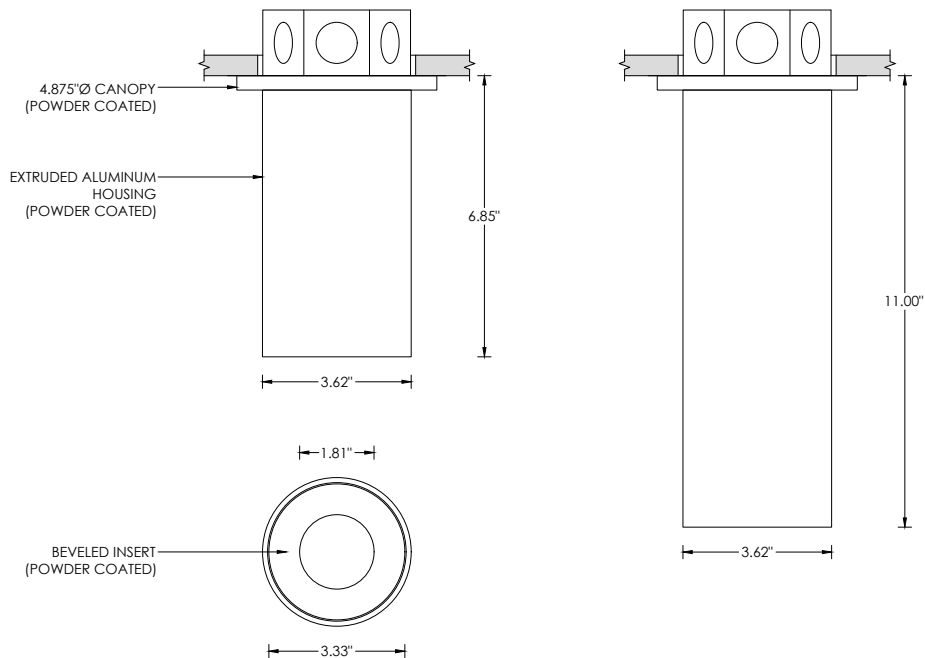
**LED SYSTEM**

Bridgelux LED module (field replaceable)  
Color consistency <3 SDCM  
Standard 90+ CRI  
Dim to Warm (1800K-3000K)  
Tunable White (2700K-6500K)  
L70 >50,000 hours  
5 Year Warranty

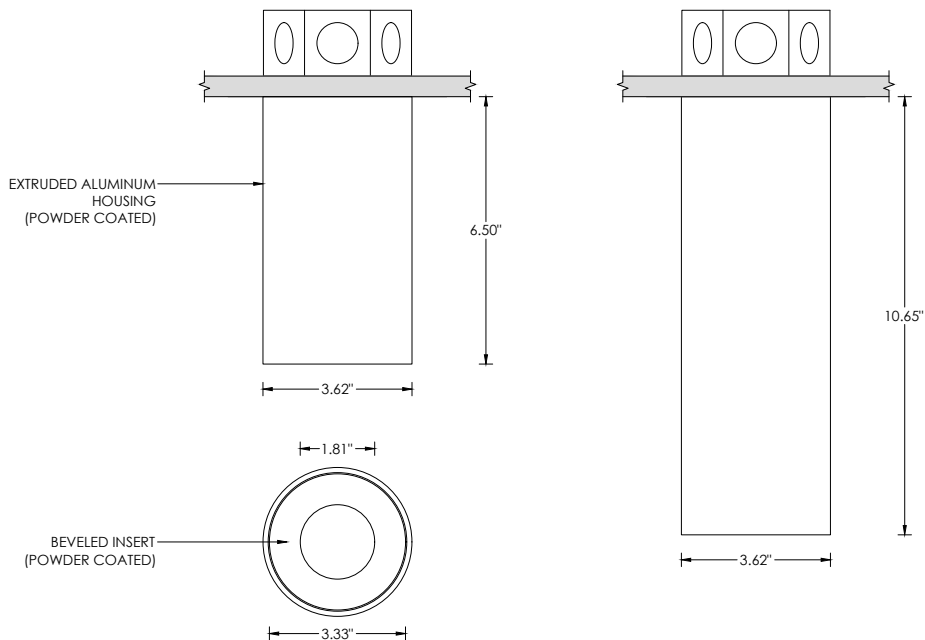
**LISTING**

ETL listed and conforms to UL1598 standard. Certified to CSA22.2 No.250.0.  
Rated for indoor dry or damp locations

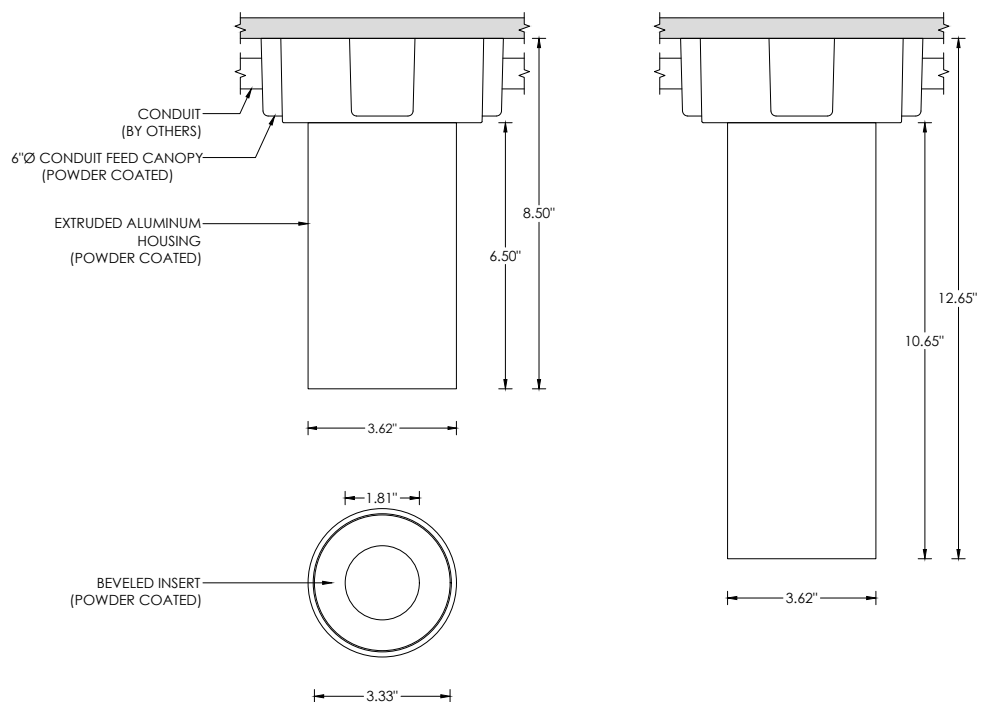
**RECESSED 4" OCTAGONAL JUNCTION BOX BY OTHERS**  
STANDARD CANOPY MOUNT



**RECESSED 4" OCTAGONAL JUNCTION BOX BY OTHERS**  
SEAMLESS CANOPY MOUNT (FXC OPTION) FOR NEW CONSTRUCTION ONLY  
MUST BE INSTALLED ABOVE CEILING MATERIAL. MAXIMUM 1" CEILING THICKNESS



**SURFACE 4" OCTAGONAL X 1.5" DEEP JUNCTION BOX BY OTHERS**  
CONDUIT FEED CANOPY MOUNT (CFX OPTION)



**CONDUIT FEED CANOPY MOUNTING OPTIONS**

