


3G-1PMZSL-D

1.5" ZOIE PENDANT SLOT
DIRECT

Narrow 1.5" aperture with one piece extruded aluminum housing
High performance, mini downlights delivering up to 1200 lumens per foot
Available in individual or continuous runs
Features matte black or matte white multi-faceted louvers
Regressed LED source with enhanced glare control, UGR <16
100-1% dimming range standard with integral drivers



PROJECT:		TYPE:			
CATALOG#:		DATE:		QTY:	

CAT. NO	LUMEN OUTPUT *	CRI	COLOR TEMP	BEAM ANGLE	VOLTAGE
3G-1PMZSL-D	D300 - 300 LM/FT D500 - 500 LM/FT D750 - 750 LM/FT D1000 - 1000 LM/FT D1200 - 1200 LM/FT *Delivered Lumens	H90 - 90+ CRI	27K - 2700K 30K - 3000K 35K - 3500K 40K - 4000K	15D - 15° 35D - 35° 55D - 55°	UNV - 120/277V 120 - 120V

DRIVER	HOUSING FINISH	LOUVER FINISH	CABLE LENGTH	OPTIONS
DIM - 0-10V (100-1%) LE - PHASE DIM (TRIAC/ELV, 100-1%) ¹ DO1 - 0-10V (100-0.1%) DALI - DALI (100-1%) ² DHL2 - LUTRON HI-LUME (1% ECOSYSTEM)	BK - BLACK WH - WHITE SV - SILVER	BLV - BLACK WLV - WHITE	60" - 60" 120" - 120"	BCN - BLACK CANOPY BC - BLACK POWER CABLE EMC - EMERGENCY CIRCUIT

RUN TYPE
<p>S - _____' (STRAIGHT)</p>

*Individual units available from 2' to 8'
Continuous runs available in 1 foot increments only

1 Forward Phase/Reverse Phase driver available in 120V only

2 DALI-2 (Type 6) provided as standard. Please consult factory for DALI (Type 8) options

PERFORMANCE

LUMEN OUTPUT	DELIVERED LUMENS	SYSTEM WATTS	EFFICACY (LPW)
300	332	2.7	124
500	500	4.2	118
750	750	6.5	115
1000	1000	8.9	112
1200	1200	11.0	109

BASED ON 90+ CRI, 3500K, 35D OPTIC
Lumen output and actual wattage may vary +/- 5%

HOUSING

Extruded aluminum housing with 1.5" aperture
Die cast aluminum endcaps
24-gauge LED reflector with high reflectance white finish
Standard polyester powder coated finish

OPTICS

1" apertures with matte black or matte white multi-faceted louvers
Regressed LED source for enhanced glare control
Proprietary polycarbonate multi-faceted reflectors
Available in 15°, 35° and 55° with UGR <16

LED SYSTEM

Standard 90+ CRI
Color consistency <2 SDCM
Available in 27K, 30K, 35K, and 40K
L90 > 60,000 hours

MULTIPLIERS

BEAM ANGLE	
15D	0.94
35D	1.00
55D	0.78

COLOR TEMP	
2700K	0.94
3000K	0.97
3500K	1.00
4000K	1.07

ELECTRICAL

Standard 0-10V, constant current drivers
100-1% dimming range and >0.9 power factor
Standard 120/277V universal voltage with several driver options
Integral drivers are easily accessible through luminaire aperture
Luminaires are pre-wired with factory installed quick connects and branch circuit wiring

MOUNTING


Toolless installation with 3G's proprietary mounting system
Internal latch and hook easily connects multiple sections together
Adjustable aircraft cable suspension with locking fasteners
White cable and white mounting canopies provided as standard
Suitable for various architectural ceilings (see mounting details)
Fixture weight: +/- 3 lbs/ft

LISTING

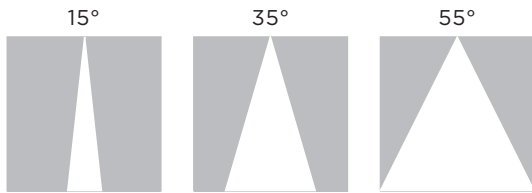
ETL listed and conforms to UL1598 standard
Certified to CSA22.2 NO.250.0.
Rated for indoor dry locations

WARRANTY

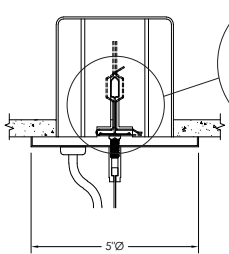
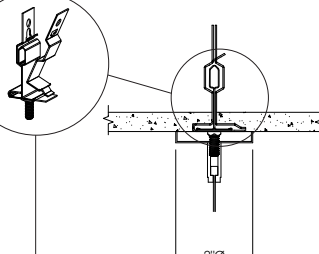
5 year limited warranty
LED system rated for operation in ambient environments up to 25°C



BEAM ANGLE



MOUNTING DETAILS

GRID POWER FEED	GRID NON POWER FEED	DRYWALL POWER FEED	DRYWALL NON POWER FEED
<p>4" SLOTTED JUNCTION BOX (BY OTHERS)</p> 		<p>OCTAGON JUNCTION BOX (BY OTHERS)</p> 