




3G-1PZA-D

1.5" ACOUSTIC PENDANT
ZOE DIRECT ONLY



Acoustic body and edge fabricated in 1/2" thick acoustic felt with 20 color options
1.5" aperture with one piece extruded aluminum housing
Available in 4', 5', 6', and 8' lengths with 12" or 16" height options
High performance, mini downlights delivering up to 1200 lumens per foot
Features matte black or matte white multi-faceted louvers
LED source with enhanced glare control, UGR <16

PROJECT:		TYPE:	
CATALOG#:		DATE:	QTY:

CAT. NO	FIXTURE HEIGHT	LUMEN OUTPUT	CRI	COLOR TEMP	BEAM ANGLE
3G-1PZA-D	12H - 12" HEIGHT	D300 - 250 LM/FT	H90 - 90+ CRI	27K - 2700K	15D - 15°
	16H - 16" HEIGHT	D500 - 500 LM/FT		30K - 3000K	35D - 35°
		D750 - 750 LM/FT		35K - 3500K	55D - 55°
		D1000 - 1000 LM/FT			
		D1200 - 1200 LM/FT			

VOLTAGE	DRIVER	HOUSING & LOUVER FINISH	ACOUSTIC COLOR OPTIONS
UNV - 120/277V	DIM - 0-10V (100-1%) D01 - 0-10V (100-0.1%) DALI - DALI (100-1%) ¹ DHL2 - LUTRON HI LUME (1% ECOSYSTEM)	BKV - BLACK HOUSING & BLACK LOUVER WHV - WHITE HOUSING & WHITE LOUVER	1CL - SINGLE COLOR (SAME COLOR FOR BODY AND EDGE) 2CL - DUAL COLOR (DIFFERENT COLORS FOR BODY AND EDGE)


ACOUSTIC BODY	ACOUSTIC EDGE	CABLE LENGTH	RUN TYPE
BXX - (SEE PAGE 2 FOR ALL COLORS)	EXX - (SEE PAGE 2 FOR ALL COLORS) *Option 2CL to be selected with this option	60 - 60" 120 - 120"	S(4') - 4' S(5') - 5' S(6') - 6' S(8') - 8'

¹ DALI-2 (Type 6) provided as standard. Please consult factory for DALI (Type 8) options

SINGLE COLOR OPTION

SPECIFY ONE COLOR FOR THE ACOUSTIC BODY AND EDGE

Acoustic Body and Edge shown with "BRG" (Rhino grey)




DUAL COLOR OPTION

SPECIFY TWO DIFFERENT COLORS FOR THE ACOUSTIC BODY AND EDGE

Acoustic Body shown with "BRG" (Rhino grey)

Acoustic Edge shown with "ETU" (Turquoise)



ACOUSTIC BODY COLORS

									
BSG Steel gray	BRG Rhino gray	BCH Charcoal	BBK Black	BSW Snow white	BBE Beige	BLM Light marble	BAG Ash gray	BDM Dark marble	BFG Forest green
									
BAP Apple green	BNG Neon green	BEG Emerald green	BYE Yellow	BOR Orange	BRE Red	BGP Grape prune	BAB Admiral blue	BSB Sky blue	BTU Turquoise

OPTIONAL EDGE COLORS

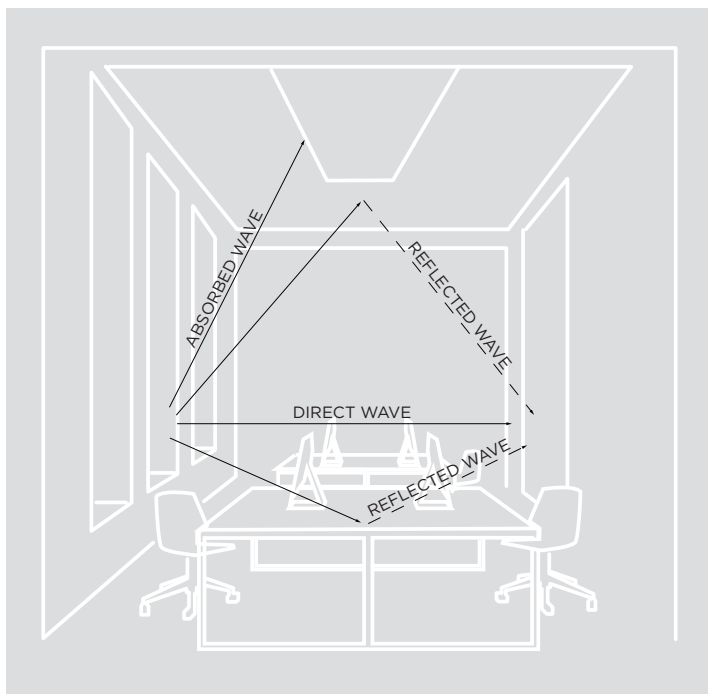
									
ERG Rhino gray	EBK Black	ESW Snow white	EAG Ash gray	EAP Apple Green	EYE Yellow	EOR Orange	ERE Red	EAB Admiral blue	ETU Turquoise

NOTE:

Acoustic felt colors may vary slightly due to dye-lot variation. Colors shown digitally may also vary by screen. Physical samples should be used for color reference

SOUND WAVE IN A GIVEN SPACE

When a sound wave is emitted from its source, it propels in all directions. The sound carries in a space unless it comes across an obstruction or an absorbing element such as carpeting, or upholstery. Harder materials will enable sound waves to reverberate in the space for a longer period of time. A sound can be direct like a face to face conversation and it can be reflected back from a hard surface.



REVERBERATION

The persistence of sound after it has been stopped due to multiple reflections from surfaces within a closed space



T60 : REVERBERATION TIME

The time it takes for a sound to decay by 60 dB once the source of sound has stopped. Reverberation time is the basic acoustical property of a room which depends only on its dimensions and the absorptive properties of its surfaces and contents. An acceptable value for class rooms and libraries ranges between 0.5-0.9 seconds. A suitable value for open offices and conference rooms ranges between 0.7 and 1.25 seconds



NRC - NOISE ABSORPTION COEFFICIENT

The Noise Reduction Coefficient is a scalar representation of the amount of sound energy absorbed upon striking a particular surface. an NRC of 0 indicates perfect reflection. an NRC of 1 indicates perfect absorption. Higher number equals better performance.



SABIN

A unit of sound absorption based on one square foot of material. Products with higher Sabin values provide more sound absorption.



SABIN COUNT

The sum total of the absorption coefficients in a room. Stronger NRC values will deliver higher Sabin counts.

ACOUSTIC PERFORMANCE

FIXTURE LENGTH	FIXTURE HEIGHT	SABINS PER OBJECT @ A GIVEN FREQUENCY				
		250hz	500hz	1000hz	2000hz	AVERAGE
4FT	12IN	2.30	4.47	7.29	8.50	5.64
4FT	16IN	3.38	5.74	9.05	10.52	7.17
5FT	12IN	2.88	5.58	9.11	10.62	7.05
5FT	16IN	4.22	7.17	11.31	13.14	8.96
6FT	12IN	3.45	6.70	10.94	12.74	8.46
6FT	16IN	5.06	8.60	13.58	15.77	10.75
8FT	12IN	4.60	8.93	14.58	16.99	11.28
8FT	16IN	6.75	11.47	18.10	21.03	14.34

OPTICS

1" apertures with matte black or matte white multi-faceted louvers
Regressed LED source for enhanced glare control
Proprietary polycarbonate multi-faceted reflectors
Available in 15°, 35° and 55° with UGR <16

HOUSING

Extruded aluminum housing with 1.5" aperture
Die cast aluminum endcaps
24-gauge LED reflector with high reflectance white finish
Standard polyester powder coated finish

ACOUSTIC HOUSING

Acoustic body and edge fabricated in 1/2" thick acoustic felt
Acoustic NRC value up to 0.9 (see tests results for more details)
Produced with recycled polyester fiber and +/- 60% from recycled water bottles
Material is 100% recyclable
0% VOC's
Fire rating ASTM E-84 Class A / CAN ULC S102

LED SYSTEM

Standard 90+ CRI
Color consistency <2 SDCM
Available in 27K, 30K, 35K, and 40K
L90 > 60,000 hours

ELECTRICAL

Standard 0-10V, constant current drivers
100-1% dimming range and >0.9 power factor
Standard 120/277V universal voltage with several driver options
Integral drivers are easily accessible through luminaire aperture

LISTING

ETL listed and conforms to UL1598 standard
Certified to CSA22.2 NO.250.0.
Rated for indoor dry locations

WARRANTY

5 year limited warranty
LED system rated for operation in ambient environments up to 25°C

PERFORMANCE

LUMEN OUTPUT	DELIVERED LUMENS	SYSTEM WATTS	EFFICACY (LPW)
300	332	2.7	124
500	500	4.2	118
750	750	6.5	115
1000	1000	8.9	112
1200	1200	11.0	109

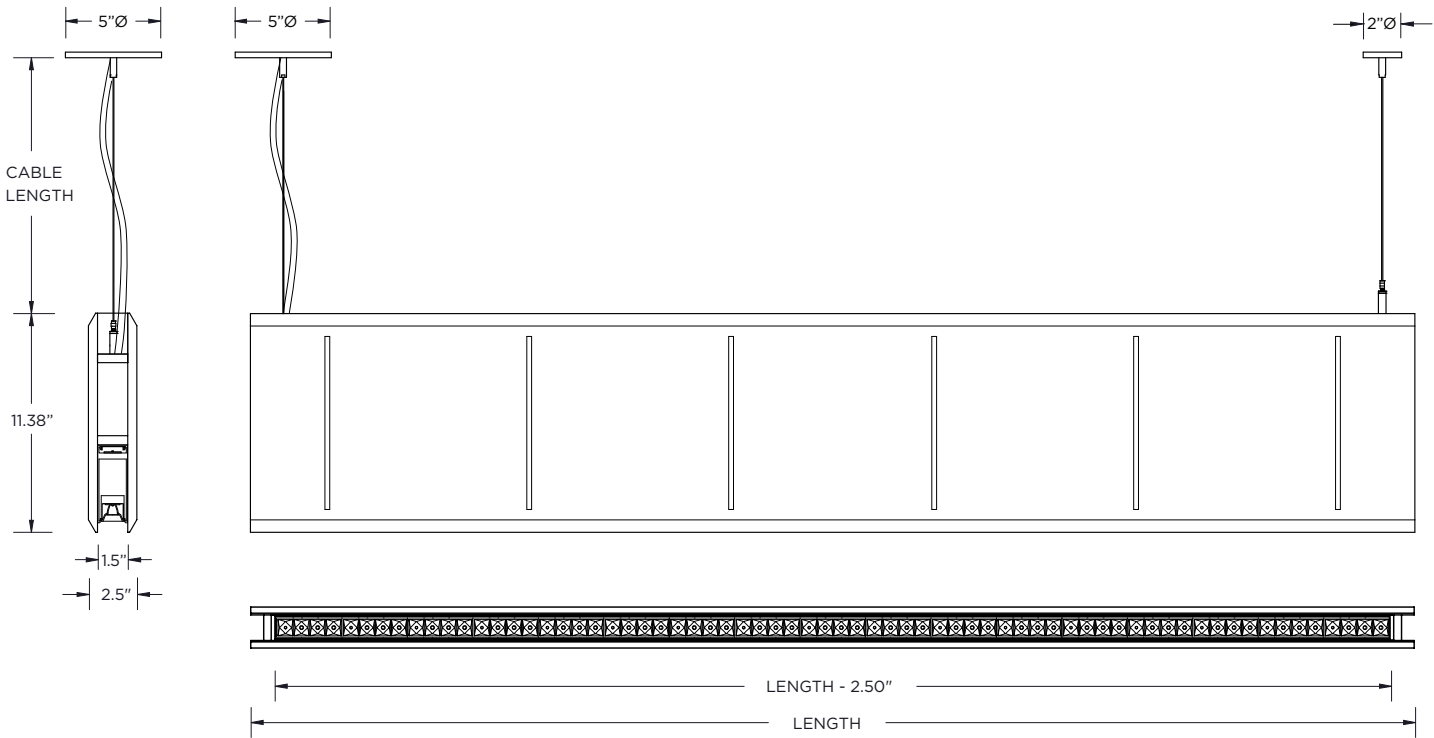
BASED ON 90+ CRI, 3500K, 35D OPTIC
Lumen output and actual wattage may vary +/- 5%

MULTIPLIERS

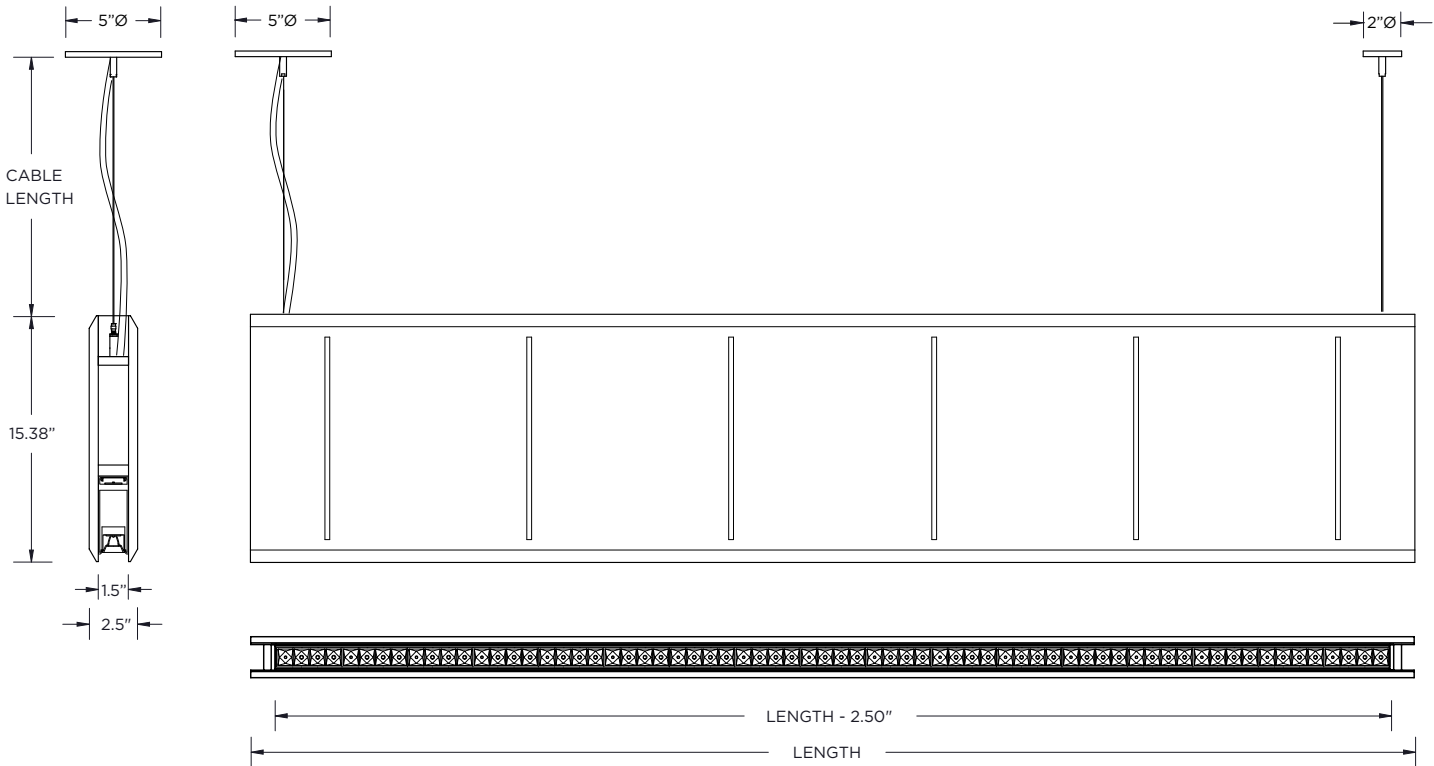
BEAM ANGLE	
15D	0.94
35D	1.00
55D	0.78

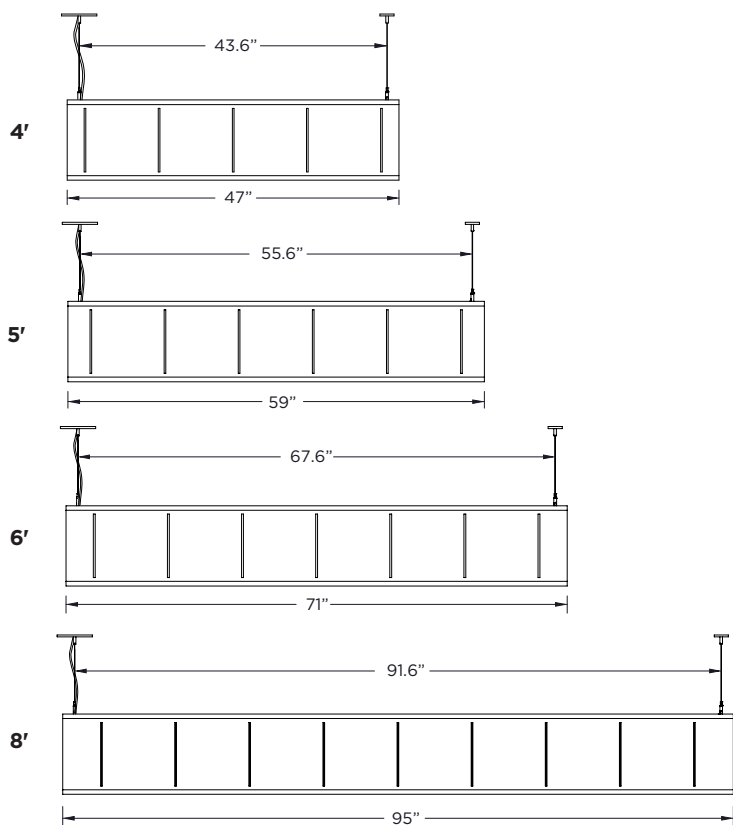
COLOR TEMP	
2700K	0.94
3000K	0.97
3500K	1.00
4000K	1.07

12IN HEIGHT



16IN HEIGHT





MOUNTING DETAILS

Adjustable aircraft cable suspension with locking fasteners (60" length standard)
 All mounting canopies provided in white finish as standard
 Suitable for various architectural ceilings (see mounting details)
 Fixture weight: 3.75 lbs/ft

