


3G LIGHTING

3G-1PLA-I

1.5" ACOUSTIC PENDANT
LINIA INDIRECT ONLY

Acoustic body and edge fabricated with 1/2" thick acoustic felt. Available in 20 colors
1.5" aperture with one piece extruded aluminum housing
Available in 4', 5', 6', and 8' lengths with 12" or 16" height options
Indirect distribution with multiple lumen output options
LED system with performance up to 148 lumens per watt
Extruded acrylic lens with optimal performance and glare control
Widespread and Asymmetric optics available
1% dimming standard with several driver options



PROJECT:		TYPE:	
CATALOG#:		DATE:	QTY:

CAT. NO	FIXTURE HEIGHT	LUMEN OUTPUT	CRI	COLOR TEMP
3G-1PLA-I	12H - 12" HEIGHT	L250 - 250LM/FT	S80 - 80+ CRI ¹	27K - 2700K
	16H - 16" HEIGHT	L500 - 500LM/FT L750 - 750LM/FT L1000 - 1000LM/FT LC__ - CUSTOM OUTPUT * (SPECIFY LM/FT) <small>*Specify custom lumen outputs in 50lm increments (ie: LC600, LC650, LC700) Custom output cannot exceed L1000</small>	H90 - 90+ CRI	30K - 3000K 35K - 3500K 40K - 4000K

VOLTAGE	DRIVER	LENS OPTION	HOUSING FINISH
UNV - 120/277V 347 - 347V ²	DIM - 0-10V (100-1%) D01 - 0-10V (100-0.1%) DALI - DALI (100-1%) ³ DHL2 - LUTRON HI LUME (1% ECOSYSTEM)	FL - FLUSH LENS WSO - WIDESPREAD OPTIC ASY - ASYMMETRIC OPTIC	WH - WHITE

ACOUSTIC COLOR OPTIONS	ACOUSTIC BODY	ACOUSTIC EDGE	CABLE LENGTH	RUN TYPE
1CL - SINGLE COLOR (SAME COLOR FOR BODY AND EDGE) 2CL - DUAL COLOR (DIFFERENT COLORS FOR BODY AND EDGE)	BXX - (SEE PAGE 2 FOR ALL COLORS)	EXX - (SEE PAGE 2 FOR ALL COLORS) <small>*Option 2CL to be selected with this option</small>	60 - 60" 120 - 120"	S(4') - 4' S(5') - 5' S(6') - 6' S(8') - 8'

¹ S80 (80+ CRI) not available with 27K


² 347 available in "DIM" 0-10V only (100-1%)

³ DALI-2 (Type 6) provided as standard. Please consult factory for DALI (Type 8) options

SINGLE COLOR OPTION

SPECIFY ONE COLOR FOR THE ACOUSTIC BODY AND EDGE

Acoustic Body and Edge shown with "BRG" (Rhino grey)




DUAL COLOR OPTION

SPECIFY TWO DIFFERENT COLORS FOR THE ACOUSTIC BODY AND EDGE

Acoustic Body shown with "BRG" (Rhino grey)

Acoustic Edge shown with "ETU" (Turquoise)



ACOUSTIC BODY COLORS

BSG Steel gray	BRG Rhino gray	BCH Charcoal	BBK Black	BSW Snow white	BBE Beige	BLM Light marble	BAG Ash gray	BDM Dark marble	BFG Forest green
BAP Apple green	BNG Neon green	BEG Emerald green	BYE Yellow	BOR Orange	BRE Red	BGP Grape prune	BAB Admiral blue	BSB Sky blue	BTU Turquoise

OPTIONAL EDGE COLORS

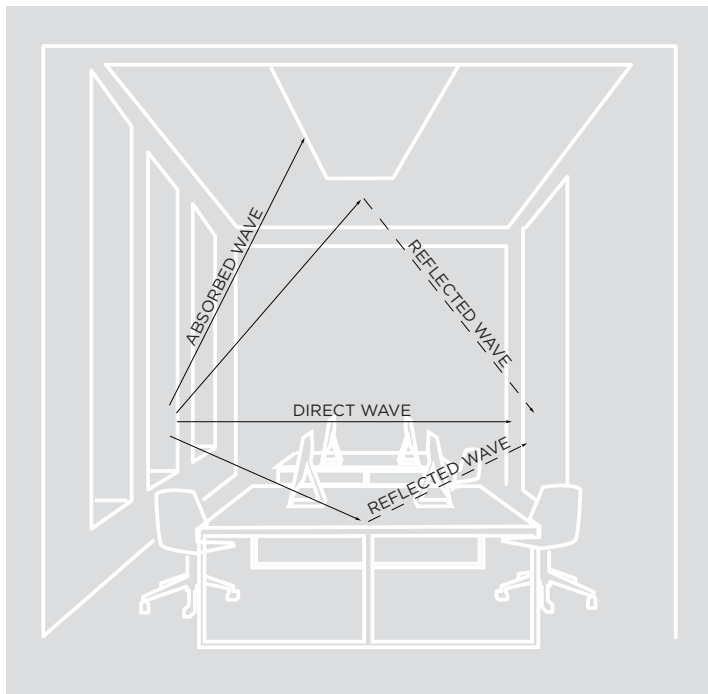
ERG Rhino gray	EBK Black	ESW Snow white	EAG Ash gray	EAP Apple Green	EYE Yellow	EOR Orange	ERE Red	EAB Admiral blue	ETU Turquoise

NOTE:

Acoustic felt colors may vary slightly due to dye-lot variation. Colors shown digitally may also vary by screen. Physical samples should be used for color reference

SOUND WAVE IN A GIVEN SPACE

When a sound wave is emitted from its source, it propels in all directions. The sound carries in a space unless it comes across an obstruction or an absorbing element such as carpeting, or upholstery. Harder materials will enable sound waves to reverberate in the space for a longer period of time. A sound can be direct like a face to face conversation and it can be reflected back from a hard surface.



REVERBERATION

The persistence of sound after it has been stopped due to multiple reflections from surfaces within a closed space



T60 : REVERBERATION TIME

The time it takes for a sound to decay by 60 dB once the source of sound has stopped. Reverberation time is the basic acoustical property of a room which depends only on its dimensions and the absorptive properties of its surfaces and contents. An acceptable value for class rooms and libraries ranges between 0.5-0.9 seconds. A suitable value for open offices and conference rooms ranges between 0.7 and 1.25 seconds



NRC - NOISE ABSORPTION COEFFICIENT

The Noise Reduction Coefficient is a scalar representation of the amount of sound energy absorbed upon striking a particular surface. an NRC of 0 indicates perfect reflection. an NRC of 1 indicates perfect absorption. Higher number equals better performance.



SABIN

A unit of sound absorption based on one square foot of material. Products with higher Sabin values provide more sound absorption.



SABIN COUNT

The sum total of the absorption coefficients in a room. Stronger NRC values will deliver higher Sabin counts.

ACOUSTIC PERFORMANCE

FIXTURE LENGTH	FIXTURE HEIGHT	SABINS PER OBJECT @ A GIVEN FREQUENCY				
		250hz	500hz	1000hz	2000hz	AVERAGE
4FT	12IN	2.30	4.47	7.29	8.50	5.64
4FT	16IN	3.38	5.74	9.05	10.52	7.17
5FT	12IN	2.88	5.58	9.11	10.62	7.05
5FT	16IN	4.22	7.17	11.31	13.14	8.96
6FT	12IN	3.45	6.70	10.94	12.74	8.46
6FT	16IN	5.06	8.60	13.58	15.77	10.75
8FT	12IN	4.60	8.93	14.58	16.99	11.28
8FT	16IN	6.75	11.47	18.10	21.03	14.34

OPTICS

Extruded, satin acrylic lens designed for optimal performance and glare control
High performance asymmetric optics
Widespread Optic peak intensity at 120°
Optimal mounting distance at 12" to 30" from ceiling (with WSO option)

HOUSING

Extruded aluminum housing with 1.5" aperture
Die cast aluminum endcaps add 1/4" to each end of luminaire
24-gauge LED reflector with high reflectance white powder coated finish
Standard matte white polyester powder coated finish

ACOUSTIC HOUSING

Acoustic body and edge fabricated in 1/2" thick acoustic felt
Acoustic NRC value up to 0.9 (see tests results for more details)
Produced with recycled polyester fiber and +/- 60% from recycled water bottles
Material is 100% recyclable
0% VOC's
Fire rating ASTM E-84 Class A / CAN ULC S102

LED SYSTEM

Proprietary LED system with color consistency <3 SDCM
Available in 27K, 30K, 35K, and 40K
Standard 80+CRI. Optional 90+CRI
R9 value of 56 for 90+CRI
L90 >60,000 hours

ELECTRICAL

Standard 0-10V, constant current drivers with 100-1% dimming range and >0.9 power factor
Standard 120/277V universal voltage with several driver options
All drivers are integral and easily accessible through luminaire aperture

LISTING

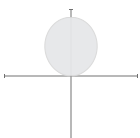
ETL listed and conforms to UL1598 standard
Certified to CSA22.2 NO.250.0.
Rated for dry or damp locations

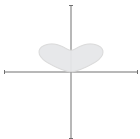
WARRANTY

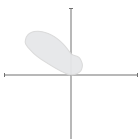
5 year limited warranty
LED system rated for operation in ambient environments up to 25°C

DELIVERED LUMENS PER FOOT BASED ON 80+ CRI 3500K LED SOURCE

INDIRECT LENS OPTION

FLUSH	DELIVERED LUMENS (LM/FT)	SYSTEM WATTS (W/FT)	EFFICACY (LPW)
	250	1.6	155
	500	3.2	155
	750	4.9	155
	1000	6.6	152

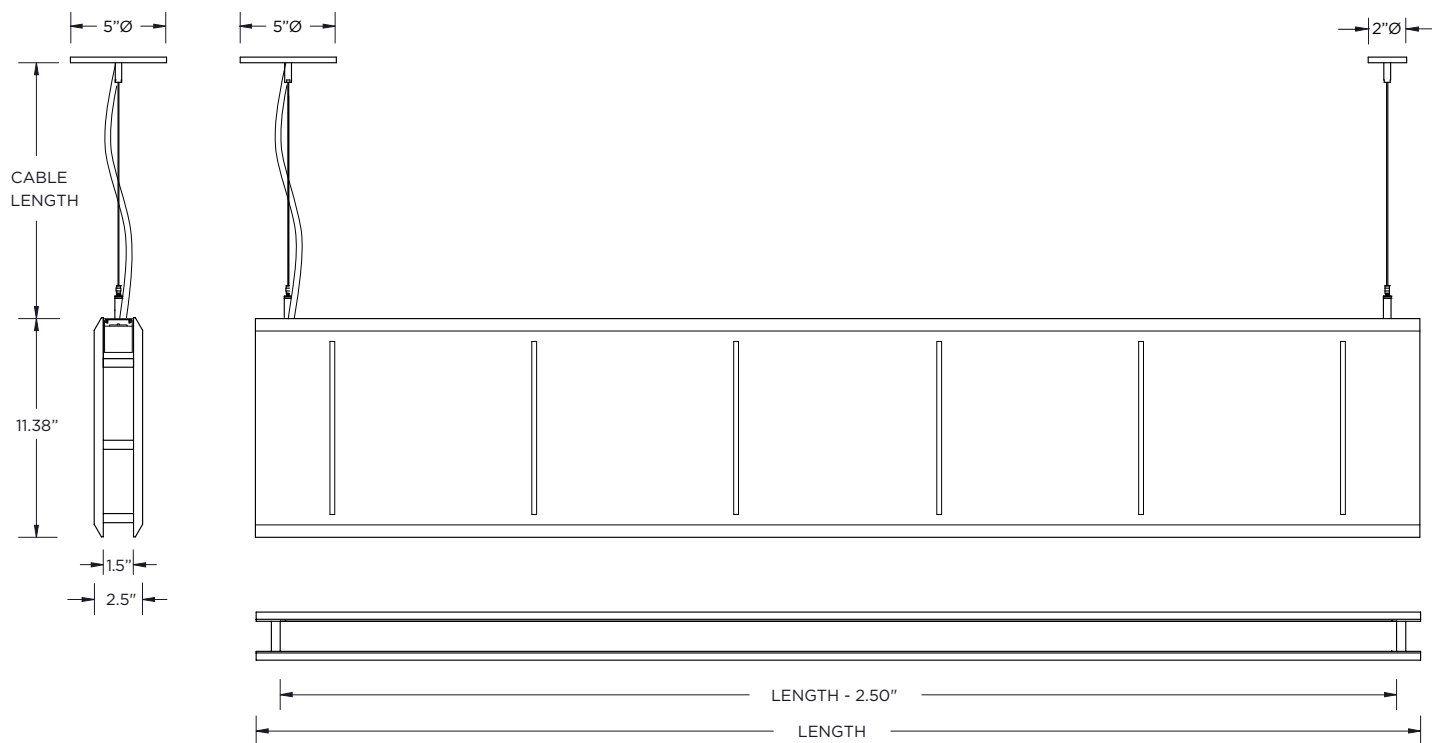
WIDESPREAD	DELIVERED LUMENS (LM/FT)	SYSTEM WATTS (W/FT)	EFFICACY (LPW)
	250	1.6	158
	500	3.2	158
	750	4.8	158
	1000	6.4	155

ASYMMETRIC	DELIVERED LUMENS (LM/FT)	SYSTEM WATTS (W/FT)	EFFICACY (LPW)
	250	1.6	160
	500	3.1	160
	750	4.7	160
	1000	6.3	159

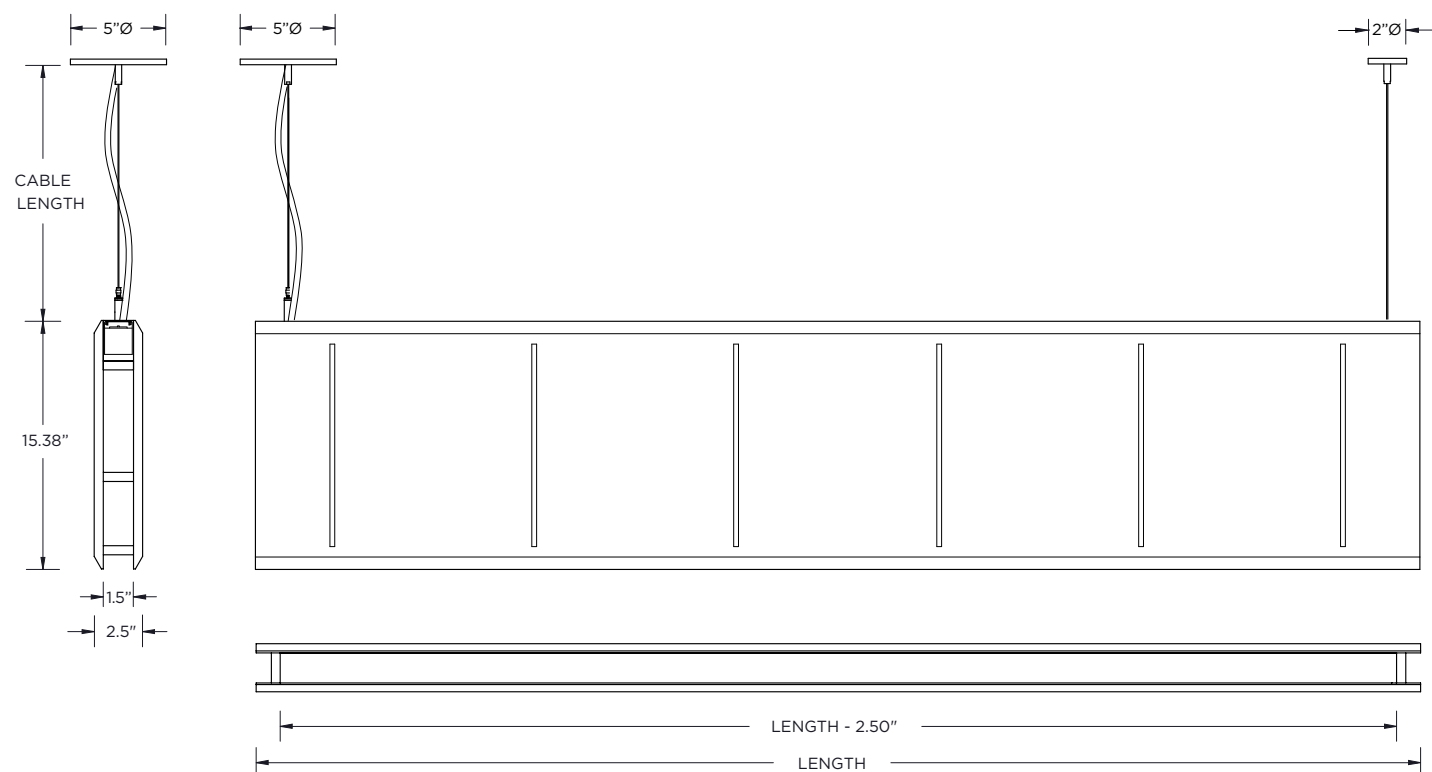
LUMEN OUTPUT MULTIPLIERS

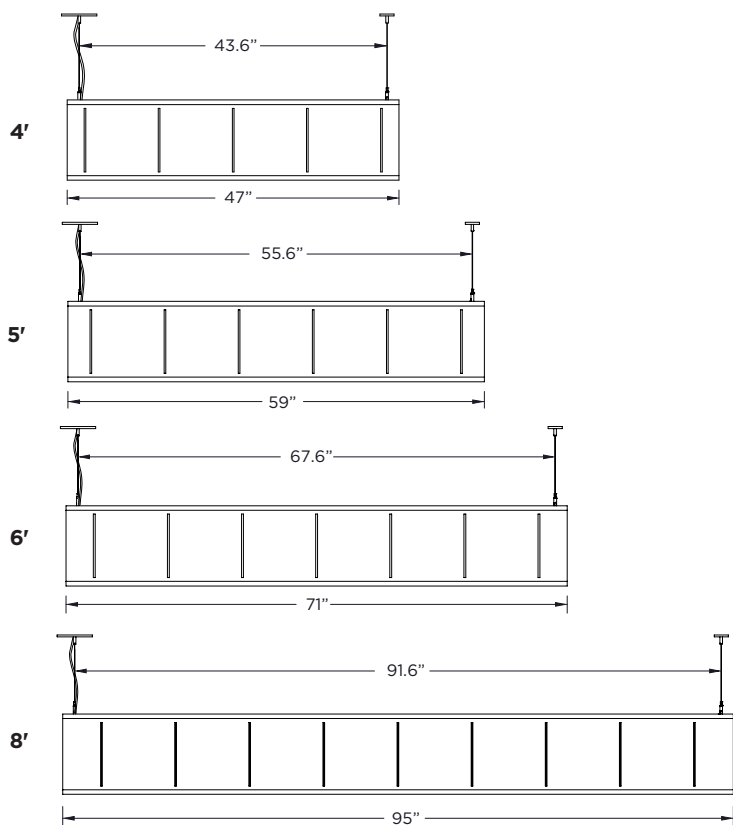
COLOR TEMP	80+ CRI	90+ CRI
2700K	N/A	0.78
3000K	0.97	0.83
3500K	1.00	1.00
4000K	1.02	1.02

12IN HEIGHT



16IN HEIGHT





MOUNTING DETAILS

Adjustable aircraft cable suspension with locking fasteners (60" length standard)

All mounting canopies provided in white finish as standard

Suitable for various architectural ceilings (see mounting details)

Fixture weight: 2.75 lbs/ft

