


3G LIGHTING


3G-DL2-33SA

2 LIGHT DOWNLIGHT
3" ADJUSTABLE DUAL APERTURE


3" square dual aperture, adjustable downlights
Standard 95+ CRI LED system with performance up to 133 LPW
Delivered lumen range per downlight up to 3190lm at 95+ CRI
Installation and fully serviceable from below ceiling plane
0°- 40° lockable tilt and 360° rotation
Declare® LBC Red List Free
Companion to 3G's Cylinder product family



TRIM FLANGE



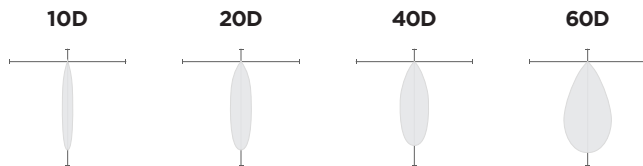
TRIMLESS



MILLWORK



OPTICS



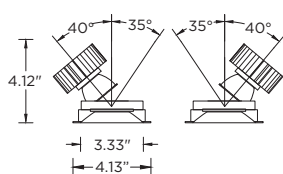
PERFORMANCE (PER DOWNLIGHT)

LUMEN OUTPUT	DELIVERED LUMENS	SYSTEM WATTS	EFFICACY (LPW)
1000	1000	9.6	104
1500	1500	15.6	96
2000	2000	22.0	91
2500	2500	30.1	83

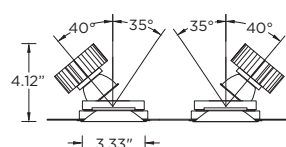
BASED ON 95+ CRI, 3500K, 40D OPTIC WITH SOFTENING LENS
PERFORMANCE DATA PER DOWNLIGHT. DOUBLE THE VALUES
SHOWN FOR TOTAL PERFORMANCE
Lumen output and actual wattage may vary +/- 5%

DIMENSIONS

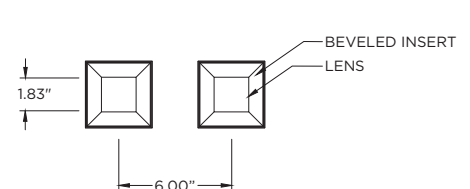
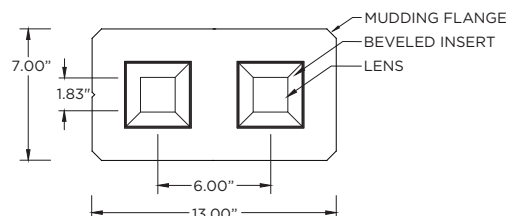
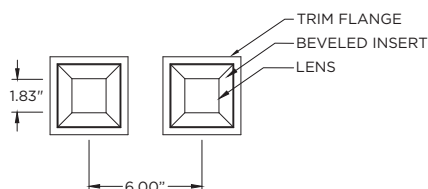
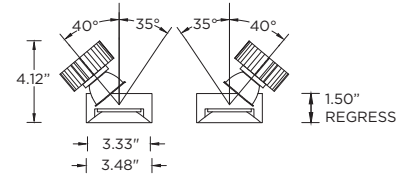
TRIM FLANGE



TRIMLESS



MILLWORK



PROJECT:				TYPE:			
CATALOG#:				DATE:		QTY:	

CAT. NO	LUMEN OUTPUT	CRI	COLOR TEMP	BEAM ANGLE
3G-DL2-33SA	10 - 1000 LUMENS (2000 TOTAL) 15 - 1500 LUMENS (3000 TOTAL) 20 - 2000 LUMENS (4000 TOTAL) 25 - 2500 LUMENS (5000 TOTAL)	H95 - 95+ CRI	27K - 2700K 30K - 3000K 35K - 3500K 40K - 4000K	10D - 10° ¹ 20D - 20° ¹ 40D - 40° 60D - 60°
All lumen outputs are delivered lumens at 95+ CRI				

VOLTAGE	DRIVER	TRIM FLANGE	BEVELED INSERT
UNV - 120/277V 120 - 120V 347 - 347V ²	DIM - 0-10V (100-1%) LE - PHASE DIM ³ (TRIAC/ELV, 100-1%) D01 - 0-10V (100-0.1%) DALI - DALI (100-1%) ⁴ DHL2 - LUTRON HI-LUME LDE (100-1%) DMX - DMX (100-0%)	WT - WHITE BT - BLACK ST - SILVER XTR - TRIMLESS (MUD-IN DRYWALL) MWF - FLANGELESS ⁵ MILLWORK	WI - WHITE BI - BLACK SI - SILVER

HOUSING TYPE	OPTIONS
NC - NEW CONSTRUCTION HOUSING (NON-IC AND CP RATED) IC - NEW CONSTRUCTION ⁶ IC HOUSING	AWN - LUTRON ATHENA RF NODE ⁷ SF - SOFTENING LENS (SUPPLIED STANDARD) HX - HEXCELL LOUVER SB - SANDBLASTED LENS LS - LINEAR SPREAD LENS WL - WET LOCATION RATED BH - C-CHANNEL BAR HANGERS EMR - EMERGENCY BATTERY (REMOTE) ⁸
NC and IC housings available with optional C-channel bar hangers	*Maximum 2 optical accessories

- ¹ 10D and 20D reflector available up to 1500lm
² 347 available in "DIM" 0-10V only (100-1%)
³ Phase dimming options available in 120V only
⁴ DALI-2 (Type 6) provided as standard
⁵ MWF not available with Remodel (NON-IC)
⁶ New Construction IC housing available up to 1500lm
⁷ Available with DIM driver options
⁸ Supplied with enclosure with Emergency Battery and driver. Installed remotely by others. Not accessible through fixture aperture

PERFORMANCE (PER DOWNLIGHT)

LUMEN OUTPUT	DELIVERED LUMENS	SYSTEM WATTS	EFFICACY (LPW)
1000	1000	9.6	104
1500	1500	15.6	96
2000	2000	22.0	91
2500	2500	30.1	83

BASED ON 95+ CRI, 3500K, 40D OPTIC WITH SOFTENING LENS
PERFORMANCE DATA PER DOWNLIGHT. DOUBLE THE VALUES
SHOWN FOR TOTAL PERFORMANCE

Lumen output and actual wattage may vary +/- 5%

MULTIPLIERS

BEAM ANGLE	
10D	0.93
20D	1.25
40D	1.00
60D	0.98

COLOR TEMP	
2700K	0.98
3000K	1.00
3500K	1.00
4000K	1.02

HOUSING

New construction frame housing for installation in any site condition
Maximum 0.625" ceiling thickness. Consult factory for modifications

All housing options (except millwork) designed to be easily converted in field to trim or trimless with minimal components
Housing rated for #12 AWG (4 in, 4 out), 90°C conductors and through branch wiring

BEVELED INSERT

Cast aluminum beveled insert with matte powder coated finish
3" aperture with regressed LED source for enhanced glare control

TRIM

Cast aluminum trim flange with matte powder coated finish and minimal 0.375" overlap

TRIMLESS

Mudding flange features a perforated surface for easy mud-in application
Integral blocking support provided to ensure fixture is properly secured within ceiling structure

OPTICS

Proprietary anodized, aluminum reflectors
Beam angle available in 10°, 20°, 40° and 60°
Reflectors are field replaceable (10° and 20° reflector not interchangeable)
Softening lens supplied standard
0° - 40° lockable tilt and 360° lockable rotation (center beam optimization)

LED SYSTEM

Standard 95+ CRI
Color consistency <2 SDCM
Available in 27K, 30K, 35K, and 40K
L90 > 50,000 hours

ELECTRICAL

Standard 0-10V, constant current drivers
100-1% dimming range and >0.9 power factor
Standard 120/277V universal voltage with several driver options
120V Forward Phase/Reverse Phase driver option (100-1%)
Integral drivers are easily accessible through luminaire aperture

EMERGENCY

7W output for 90 minutes (+/- 730lm at 95+ CRI). Title 24 Certified
Remote emergency battery (not accessible through fixture aperture)
Maximum remote mounting distance: 50ft (12AWG) or 25ft (14AWG)
Caution: Emergency Battery utilizes more than one power source and servicing should be performed by qualified personnel

MOUNTING

Trim fixture designed for use in drywall, wood, acoustic, and other architectural ceilings
Trimless fixture designed for use in drywall, mud-in ceiling applications
Millwork Flangeless option for wood ceilings and acoustic
Recommended trim and mud-in trimless cut-out (3.625"x3.625")
Recommended Millwork Flangeless cut-out (3 15/16"x3 15/16")
Optional C-Channel bar hangers available for NC and IC housing options

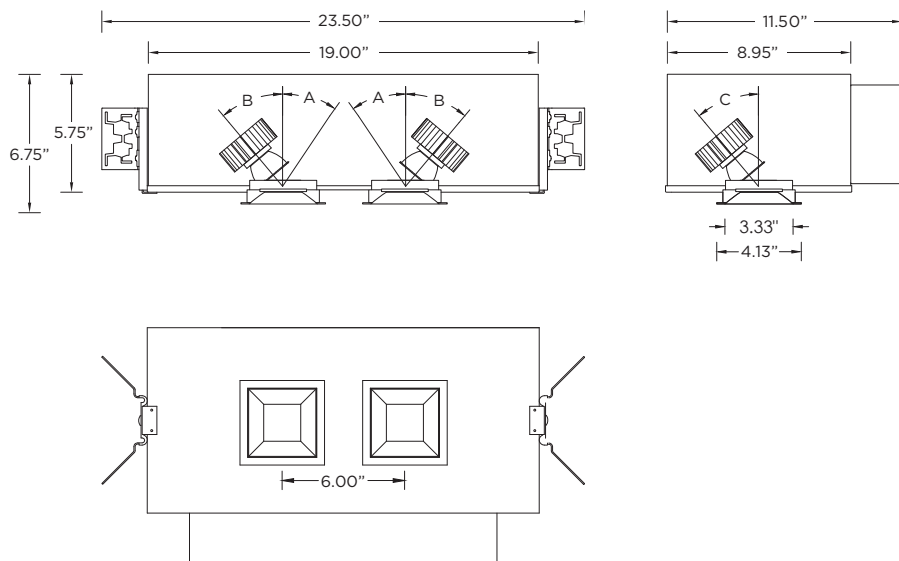
LISTING

ETL listed and conforms to UL1598 standard
Certified to CSA22.2 NO.250.0.
Declare® LBC Red List Free
Rated for dry or damp locations

WARRANTY

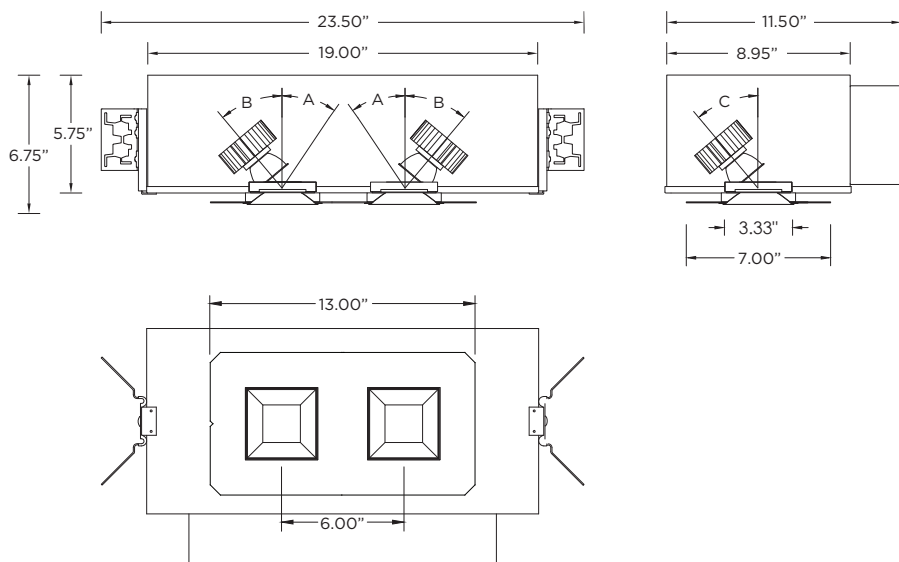
5 year limited warranty
LED system rated for operation in ambient environments up to 25°C

WT -TRIM



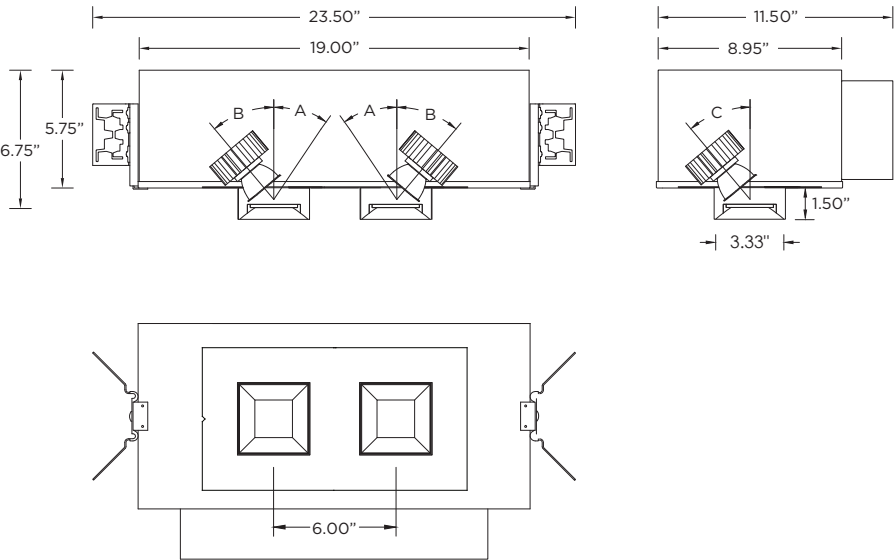
LUMEN OUTPUT	A	B	C
Up to 1500lm	35°	40°	40°
2000lm/2500lm	25°	40°	40°

XTR - TRIMLESS



LUMEN OUTPUT	A	B	C
Up to 1500lm	35°	40°	40°
2000lm/2500lm	25°	40°	40°

MWF - FLANGELESS MILLWORK



LUMEN OUTPUT	A	B	C
Up to 1500lm	35°	40°	40°
2000lm/2500lm	25°	40°	40°

The Athena wireless node (AWN) is a radio frequency (RF) device that enables simple, digital control of individual light fixtures in an Athena or myRoom XC control system. AWN is offered as a factory-installed RF control option across select 3G luminaires.

The Athena wireless processor or Clear Connect gateway – Type X is required to operate an Athena wireless node in an Athena or myRoom XC control system via a simple setup process using an iOS® or Android® compatible app. This enables these fixtures to be controllable by other Lutron wall controls, keypads, sensors, Pico remote controls, etc



AWNR
RF NODE ONLY
FACTORY-INSTALLED
FOR INDIVIDUAL
FIXTURE CONTROL



HOUSING AND DRIVER COMPATIBILITY

Housing types:

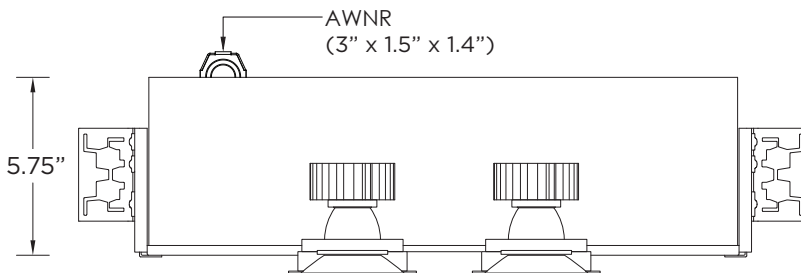
- NC (New Construction, non-IC and cp rated)
- IC (New Construction IC)

Driver / dimming types:

- DIM - 0-10V (100-1%)

NC - NEW CONSTRUCTION HOUSING (NON-IC AND CP RATED)

IC - NEW CONSTRUCTION IC HOUSING



DEFAULT BEHAVIOR PRIOR TO PROGRAMMING

Light level defaults to 100%

Device runs an unprogrammed startup sequence until added to the Athena system

RF PLACEMENT (FIELD GUIDELINE)

Each node should be installed within 25 ft (7.6 m) of two or more Clear Connect – Type X devices (nodes / gateways / processors)
Follow Lutron Athena design guidelines for device density and coverage

SERVICING

Not accessible through luminaire aperture

If the Awnr node is replaced, it must be re-added / re-commissioned within the Athena system by the controls contractor.

Declare® is a product transparency program administered by the International Living Future Institute (ILFI), providing standardized disclosure of product ingredients, manufacturing location, service life, end-of-life pathways, and Living Building Challenge compliance status.

PRODUCT FAMILY COVERAGE — DOWNLIGHTS

Recessed downlights for general, accent, and wall wash applications. Available in fixed and adjustable configurations with multiple beam angles, lumen packages, 95+ CRI as standard, low-glare/UGR-rated options, and multiple trim conditions. Options include adjustable modules, dual-axis gimbals, and low-glare multicell optics.

LBC RED LIST FREE

This product family carries a Declare® designation of LBC Red List Free, the highest designation within the Declare program. Products with this designation contain no intentionally added Red List chemicals above applicable Declare reporting thresholds and have been evaluated against the Living Building Challenge Red List.



BUILDING CERTIFICATION PROGRAMS

Material transparency documentation is increasingly requested as part of building certification programs and owner standards. Declare labels may be used as supporting documentation for project teams pursuing:

- Living Building Challenge (LBC)
- WELL Building Standard™ v1
- WELL Building Standard™ v2
- LEED®
- Other material disclosure and material health initiatives

Project certification requirements are determined at the building level and should be evaluated by the project team.

Declare.

Downlight Products 3G Lighting

Final Assembly: Woodbridge, Ontario, Canada
Life Expectancy: 7+ Year(s)
End of Life Options: Recyclable (95%), Landfill (5%)

Ingredients:

Steel, cold roll UNS G10080; Aluminum UNS A96063; Aluminum; Pulp, cellulose; Nylon 6; 2-Propenoic acid, butyl ester, polymer with ethenylbenzene and 2-propenenitrile; Carbonic dichloride, polymer with 4,4'-(1-methylethylidene)bis[phenol]; Paper; Soda lime; Starch, base-hydrolyzed, borated; Magnesium; 2,4,8,10-Tetraoxa-3,9-diphosphaspiro[5.5]undecane, 3,9-bis[2,4-bis(1,1-dimethylethyl)phenoxy]-; Silicon; Vinyl acetate; 1,3-Propanediol, 2-ethyl-2-(hydroxymethyl)-; Chromium, metallic

Living Building Challenge Criteria: Compliant

I-13 Red List:

- | | |
|---|-----------------------------|
| <input checked="" type="checkbox"/> LBC Red List Free | % Disclosed: 100% at 100ppm |
| <input type="checkbox"/> LBC Red List Approved | VOC Content: Not Applicable |
| <input type="checkbox"/> Declared | |

I-10 Interior Performance: Not Applicable

I-14 Responsible Sourcing: Not Applicable

GLG-0004
EXP. 01 JUN 2027
Original Issue Date: 2026

MANUFACTURER RESPONSIBLE FOR LABEL ACCURACY
INTERNATIONAL LIVING FUTURE INSTITUTE™ living-future.org/declare